

OmniRoom | MUTE.

System Book

Ver 1.0



Contents

Intro	02
<hr/>	
System elements	05
<hr/>	
Walls	06
Ceilings	14
Profiles and connectors	21
Furniture and accessories	26
<hr/>	
Shelves and cabinets	29
Tables and desks	36
Accessories	40
Sample rooms	46
<hr/>	
Finishings and colors	50
<hr/>	
Dimensions, Acoustics and Ventilaton	66
<hr/>	
Sustainability and certificates	68
<hr/>	

The agile revolution

The business environment is changing more dynamically than ever, creating a growing need for more flexible workspaces. Offices must be ready to suit different working styles, adapt to the hybrid working model, and adjust to different team sizes and needs or even locations while remaining sustainable. Modular architecture presents a holistic answer to these challenges.



About OmniRoom

OmniRoom is a modular office system for shaping flexible, construction-free, future-ready offices. OmniRoom uses the patented technological innovations and benefits of modular architecture to offer an infinitely easier and quicker solution for planning and building comfortable, plug & play and reshapable workspaces. From this factbook, you'll learn about its most essential elements.



Click-in assembly system

We believe creating and rearranging an office should take hours or days, not weeks or months. To ensure a quick and seamless assembly and reconfiguration, we pioneered and patented new technology.

The Click-in System allows wall modules to be effortlessly bound and disassembled without tools and any effort. Even constructing large setups becomes a breeze – a team of three people can build one square meter of OmniRoom in just 20 minutes. This simplifies and accelerates the creation and rearrangement of office fit-outs, making it not more complicated than assembling Lego parts.



System elements




Solid wall module 1010 mm

Colors:



[See all finishings →](#)

Dimensions	mm	inch
Width	1010	39.76
Depth	70	2.76
Height	2315	91.14



Solid wall module 505 mm

Colors:



[See all finishings →](#)

Dimensions	mm	inch
Width	505	19.88
Depth	70	2.76
Height	2315	91.14




Glass wall module 1010 mm

Frame filling:
Tempered glass 6 mm

Colors:



Dimensions	mm	inch
Width	1010	39.76
Depth	70	2.76
Height	2315	91.14





Glass wall module 505 mm

Frame filling:
Tempered glass 6 mm

Colors:



Dimensions	mm	inch
Width	505	19.88
Depth	70	2.76
Height	2315	91.14




Fluted glass wall module 1010 mm

Colors:



Dimensions	mm	inch
Width	1010	39.76
Depth	70	2.76
Height	2315	91.14



Fluted glass wall module 505 mm

Colors:




Dimensions	mm	inch
Width	505	19.88
Depth	70	2.76
Height	2315	91.14




Perforated metal wall module 1010 mm

Metal: 1 mm / 0.04 inch Holes: ø 3mm / 0.12 inch




Dimensions	mm	inch
Width	1010	39.76
Depth	70	2.76
Height	2315	91.14




Perforated metal wall module 505 mm

Metal: 1 mm / 0.04 inch Holes: ø 3mm / 0.12 inch



Dimensions	mm	inch
Width	505	19.88
Depth	70	2.76
Height	2315	91.14




Slatted wall module 1010 mm

Colors:



Dimensions	mm	inch
Width	1010	39.76
Depth	70	2.76
Height	2315	91.14




Slatted wall module 505 mm

Colors:




Dimensions	mm	inch
Width	505	19.88
Depth	70	2.76
Height	2315	91.14




Solid door

Handle:
 Option 1 - construction colors
 Option 2 - natural oak veneer




Dimensions	mm	inch
Width	950.8	37.43
Depth	110	4.33
Height	2295	90.35




Glass door

Frame filling: Tempered glass 6 mm Handle:
 Option 1 - construction colors
 Option 2 - natural oak veneer



Dimensions	mm	inch
Width	950.8	37.43
Depth	110	4.33
Height	2294	90.31



Fluted glass door

Handle:


Option 1 - construction colors

Option 2 - natural oak veneer

Colors:



Dimensions	mm	inch
Width	950.8	37.43
Depth	110	4.33
Height	2294	90.31




Solid ceiling module 1010 mm

Colors:



[See all finishings →](#)

Dimensions	mm	inch
Width	1020	40.16
Depth	1001	39.41
Height	66	2.6



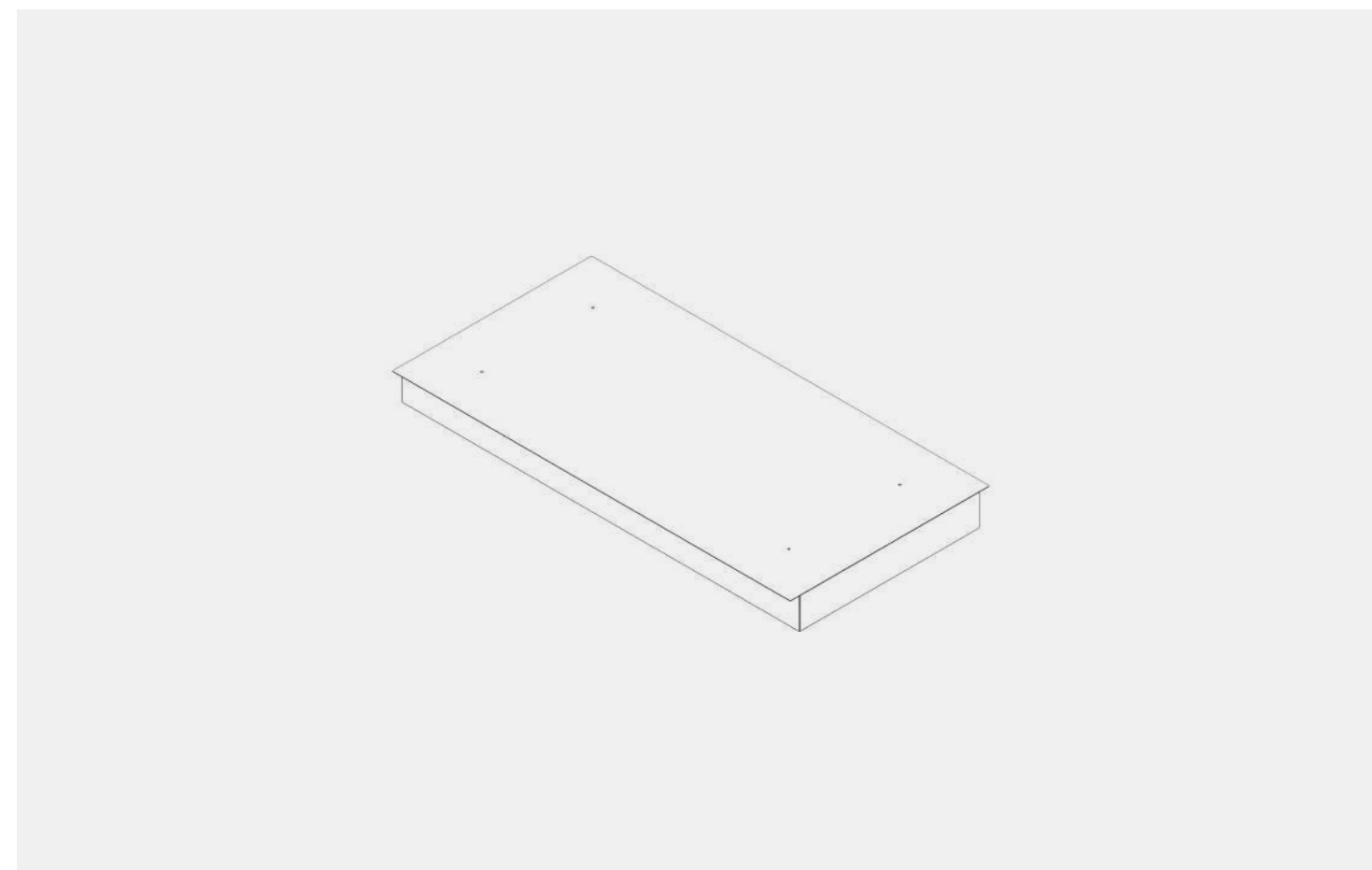
Solid ceiling module corner

Colors:



[See all finishings →](#)

Dimensions	mm	inch
Width	496	19.53
Depth	515	20.28
Height	66	2.6




Solid ceiling module 505 mm transverse

Colors:



[See all finishings →](#)

Dimensions	mm	inch
Width	515	20.28
Depth	1001	39.41
Height	66	2.6



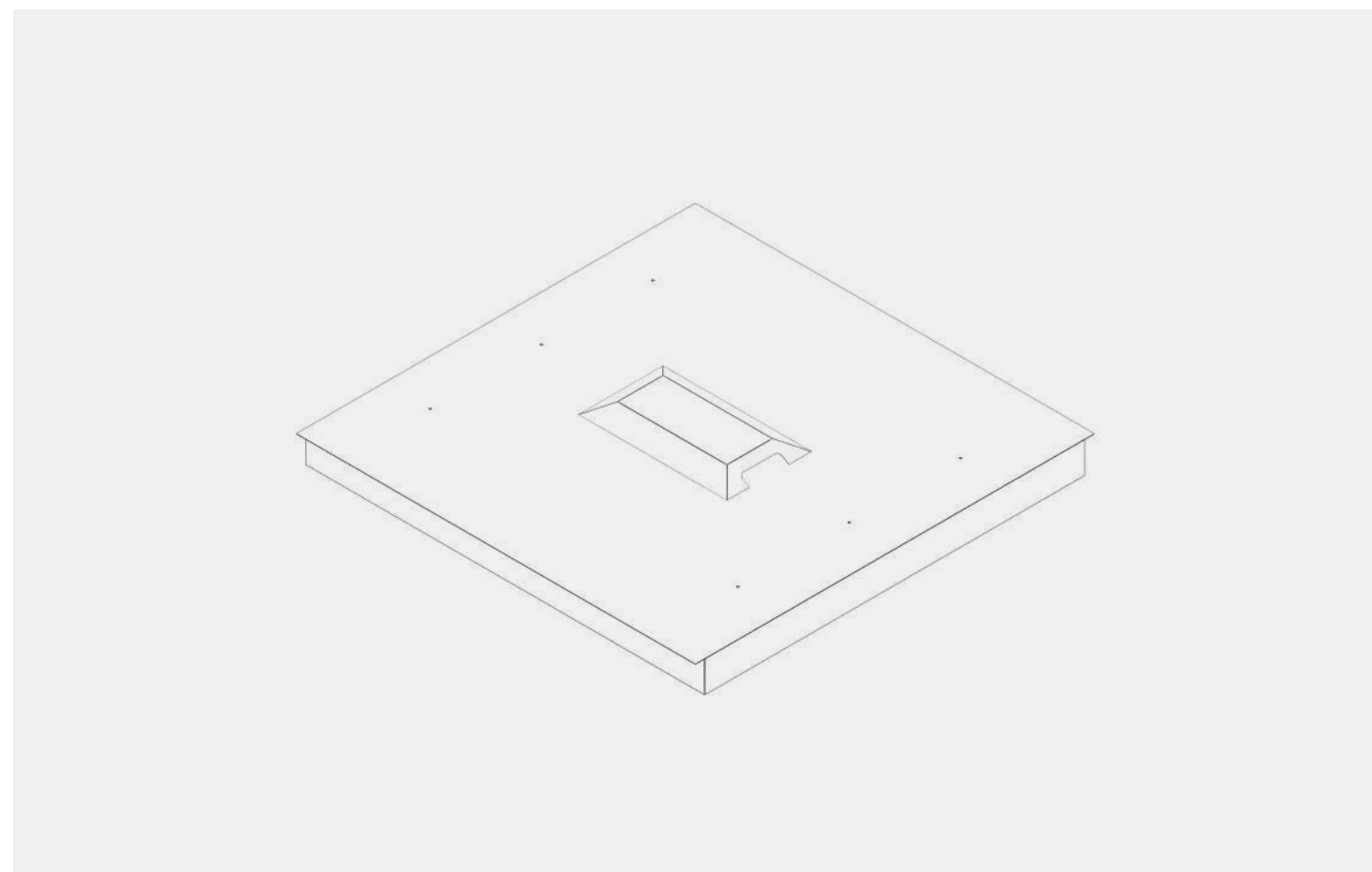
Solid ceiling module 505 mm lengthwise

Colors:



[See all finishings →](#)

Dimensions	mm	inch
Width	1020	40.16
Depth	496	19.53
Height	66	2.6



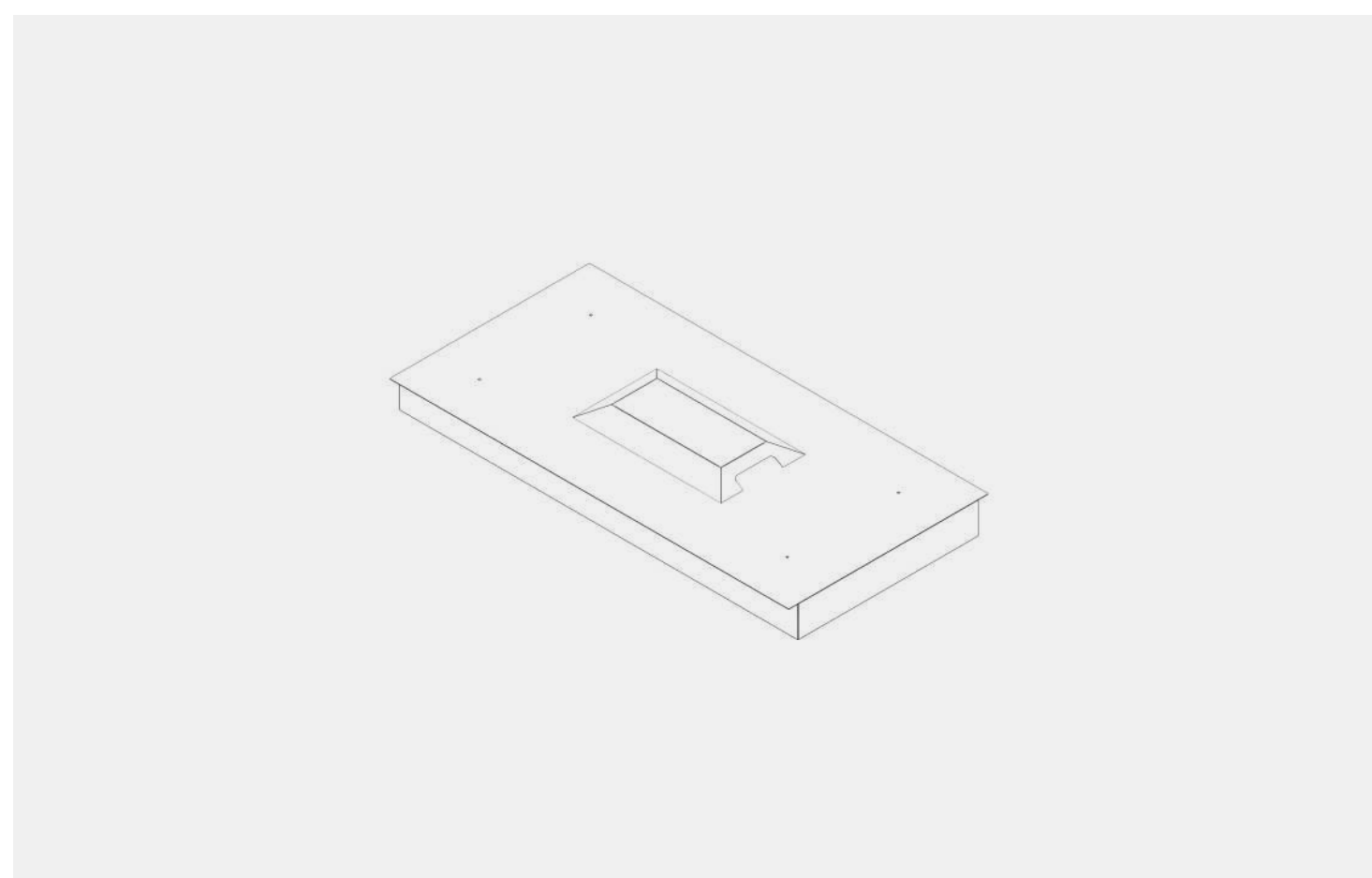
Electric ceiling module 1010 mm

Colors:



[See all finishings →](#)

Dimensions	mm	inch
Width	1020	40.16
Depth	1001	39.41
Height	95	3.74



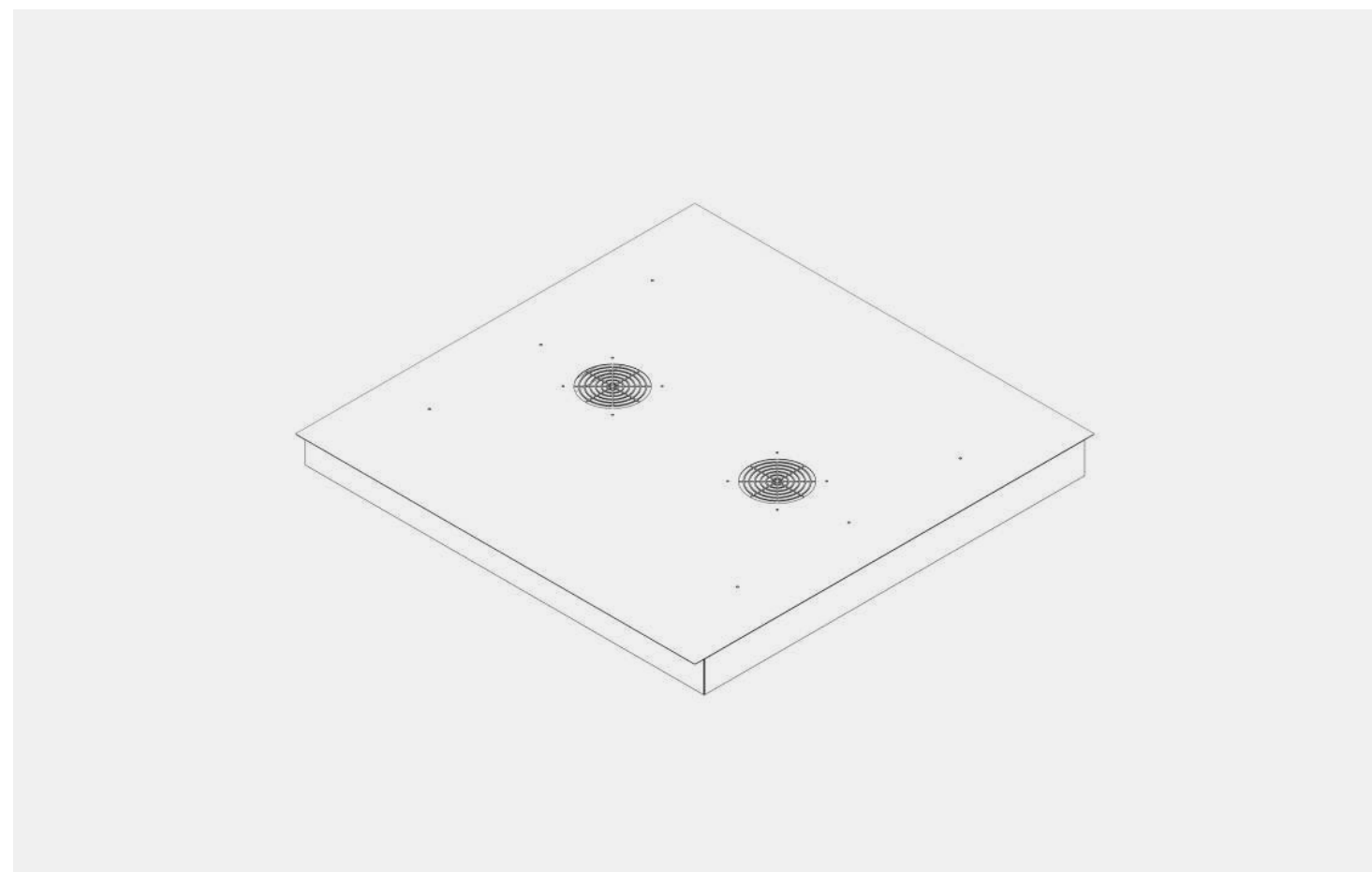
Electric ceiling module 505 mm lengthwise

Colors:



[See all finishings →](#)

Dimensions	mm	inch
Width	1020	40.16
Depth	496	19.53
Height	95	3.74




Ventilation ceiling module

Colors:



[See all finishings →](#)

Dimensions	mm	inch
Width	1020	40.16
Depth	1001	39.41
Height	137	5.39




Open ceiling module 1010 mm

Colors:



Dimensions	mm	inch
Width	1008	39.69
Depth	1008	39.69
Height	70	2.76

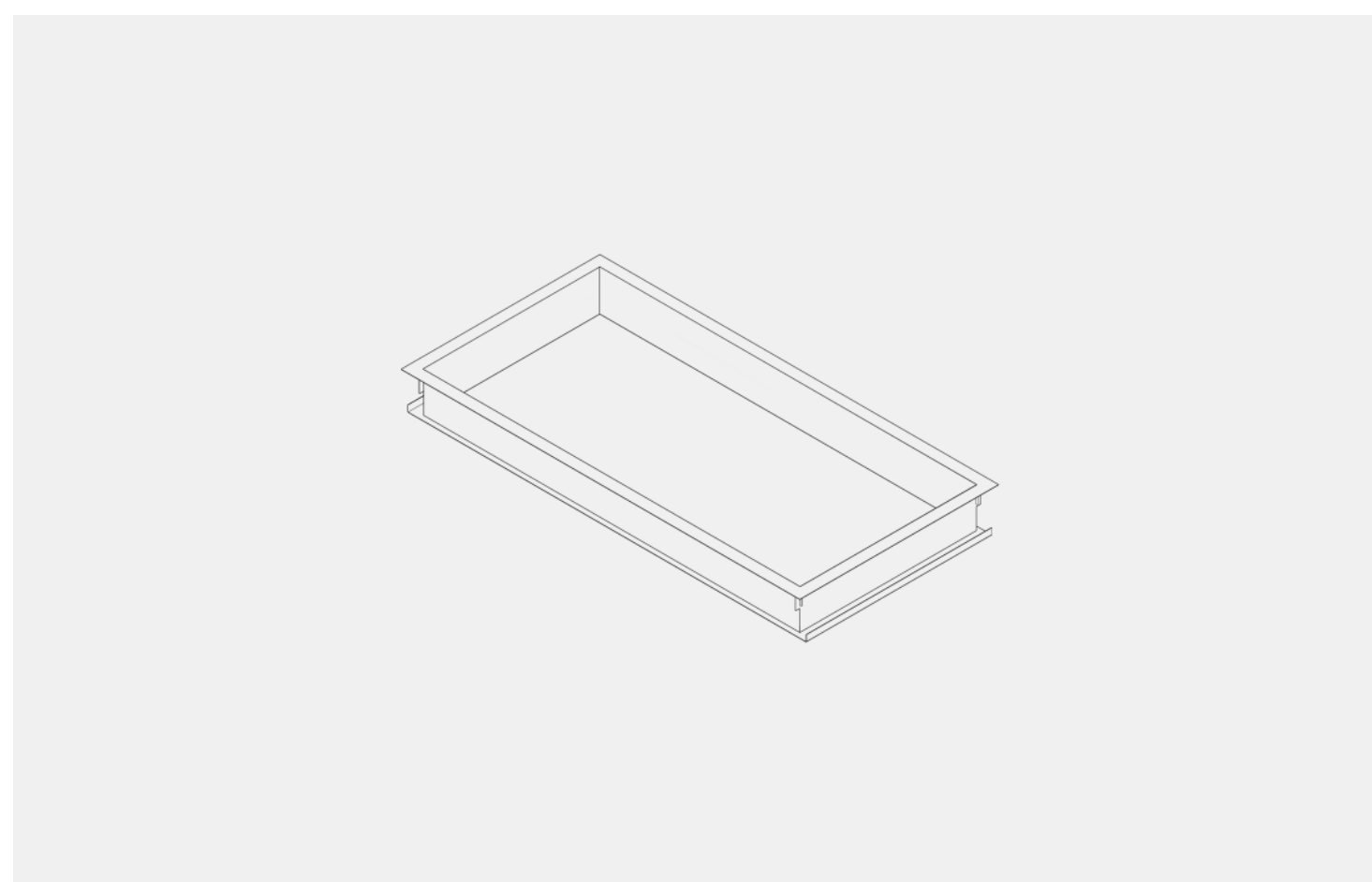


Open ceiling module corner

Colors:



Dimensions	mm	inch
Width	502	19.76
Depth	502	19.76
Height	70	2.76

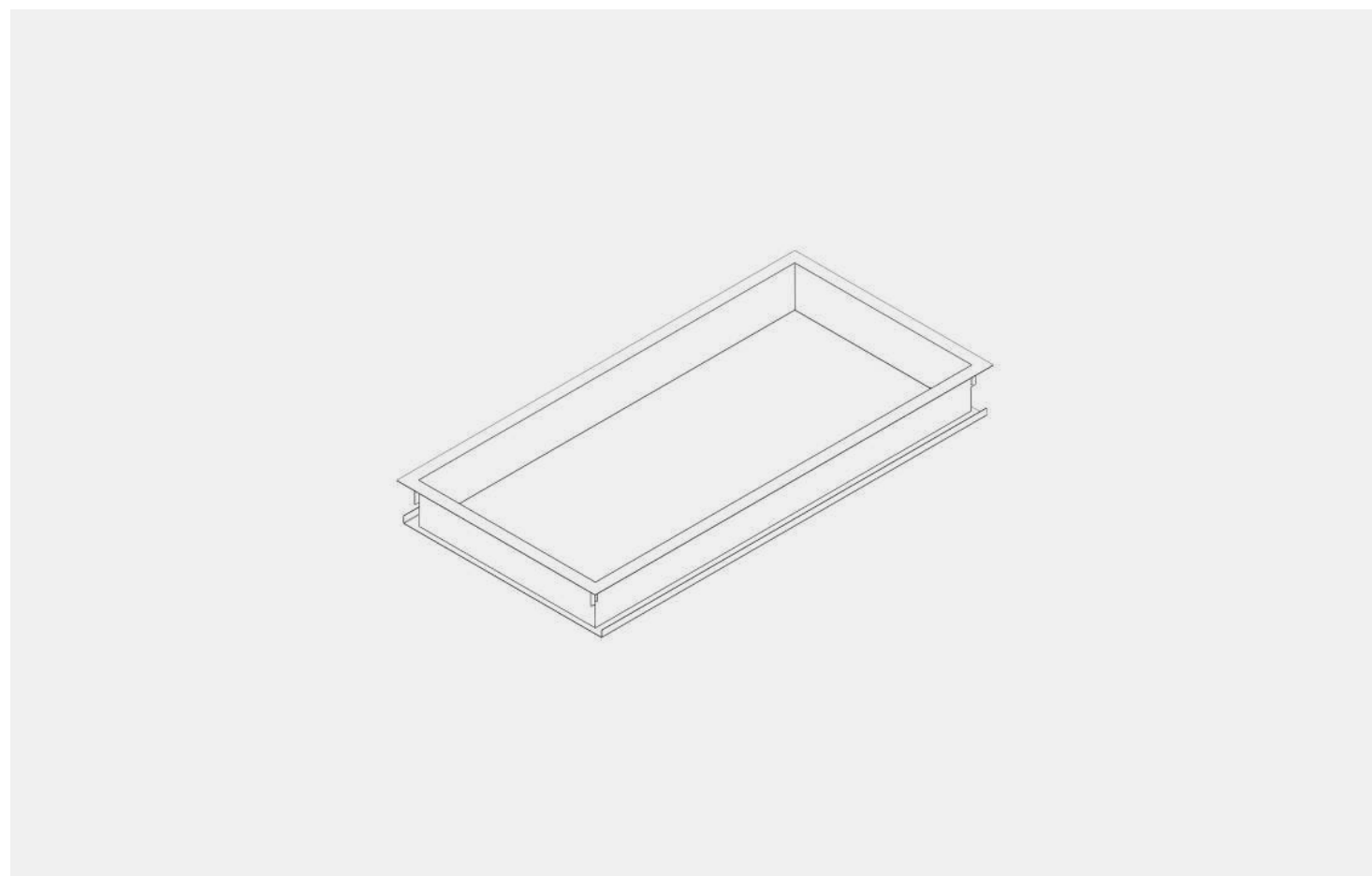


Open ceiling module 505 mm transverse

Colors:



Dimensions	mm	inch
Width	1008	39.69
Depth	502	19.76
Height	70	2.76




Open ceiling module 505 mm lengthwise

Colors:



Dimensions	mm	inch
Width	1008	39.69
Depth	502	19.76
Height	70	2.76




Overhanging ceiling profile

Colors:



Dimensions	mm	inch
Width	1497,4	58.95
Depth	65	2.56
Height	70	2.76




Ceiling profile

Colors:



Dimensions	mm	inch
Width	61	2.4
Depth	65	2.56
Height	1515	59.65

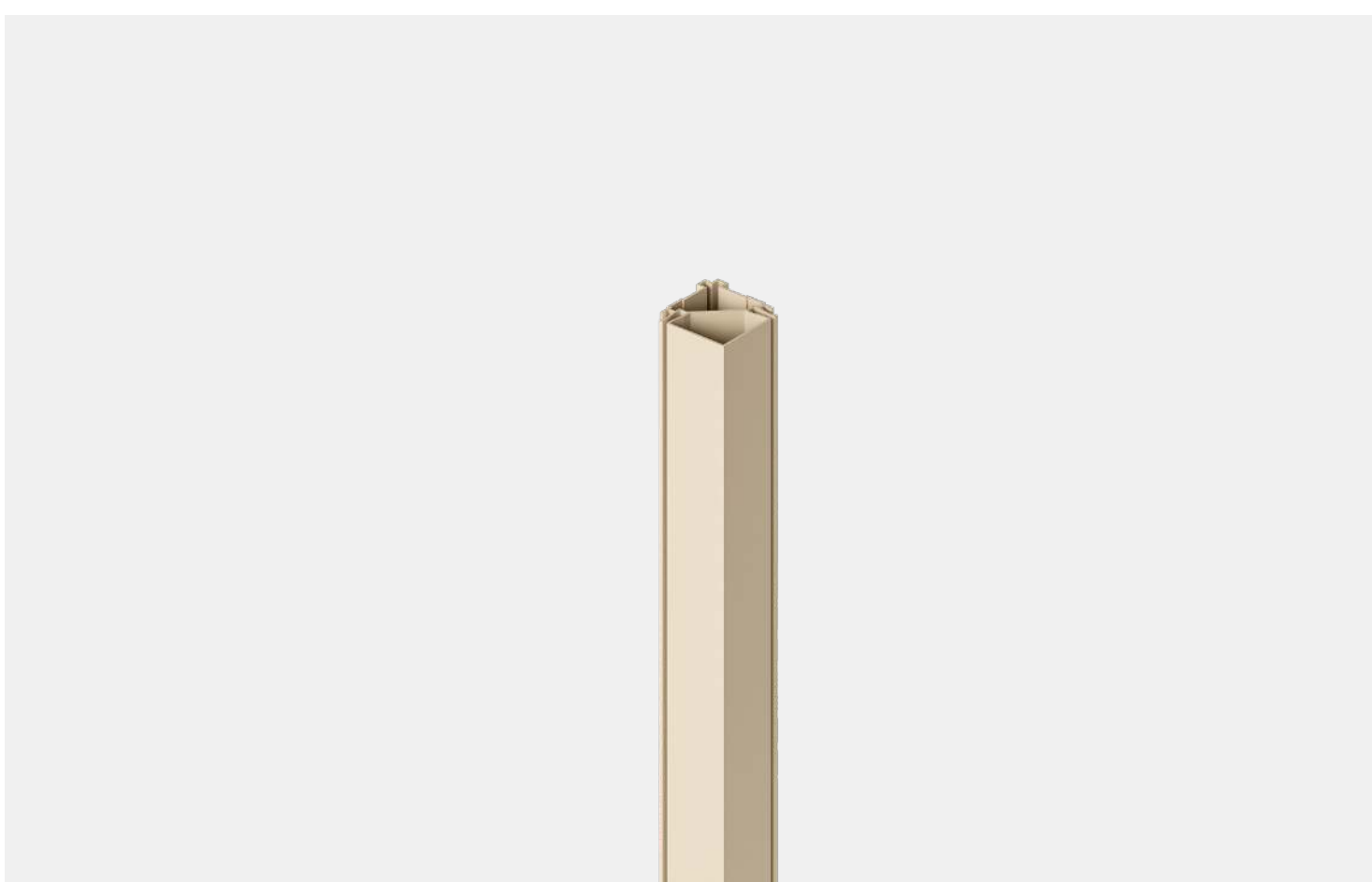


Ceiling end profile

Colors:



Dimensions	mm	inch
Width	1515	59.65
Depth	65	2.56
Height	30.5	1.2




Corner profile

Colors:



Dimensions	mm	inch
Width	2303	90.67
Depth	76.8	3.02
Height	76.8	3.02




T profile

Colors:



Dimensions	mm	inch
Width	2303	90.67
Depth	83.6	3.29
Height	76.8	3.02

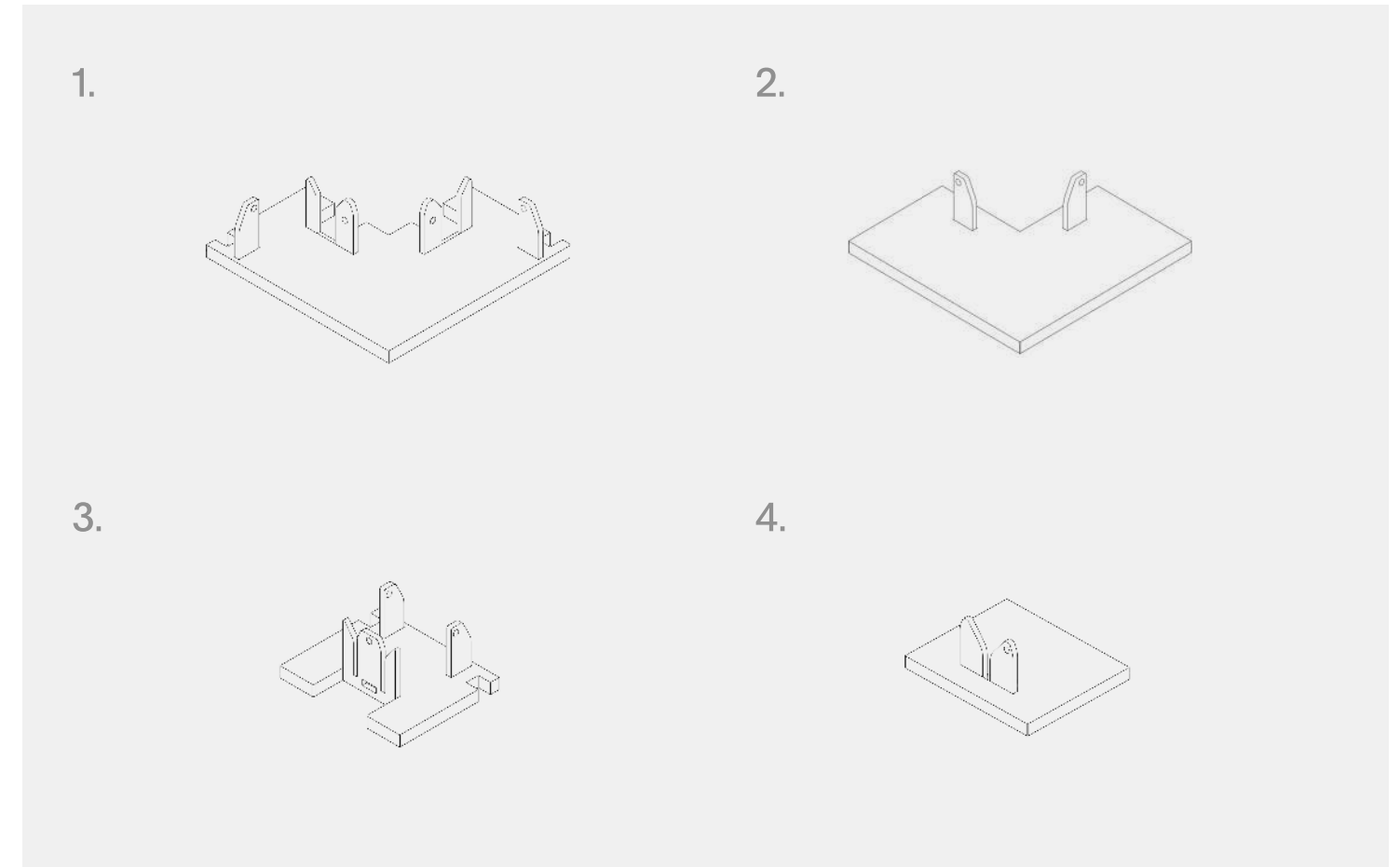
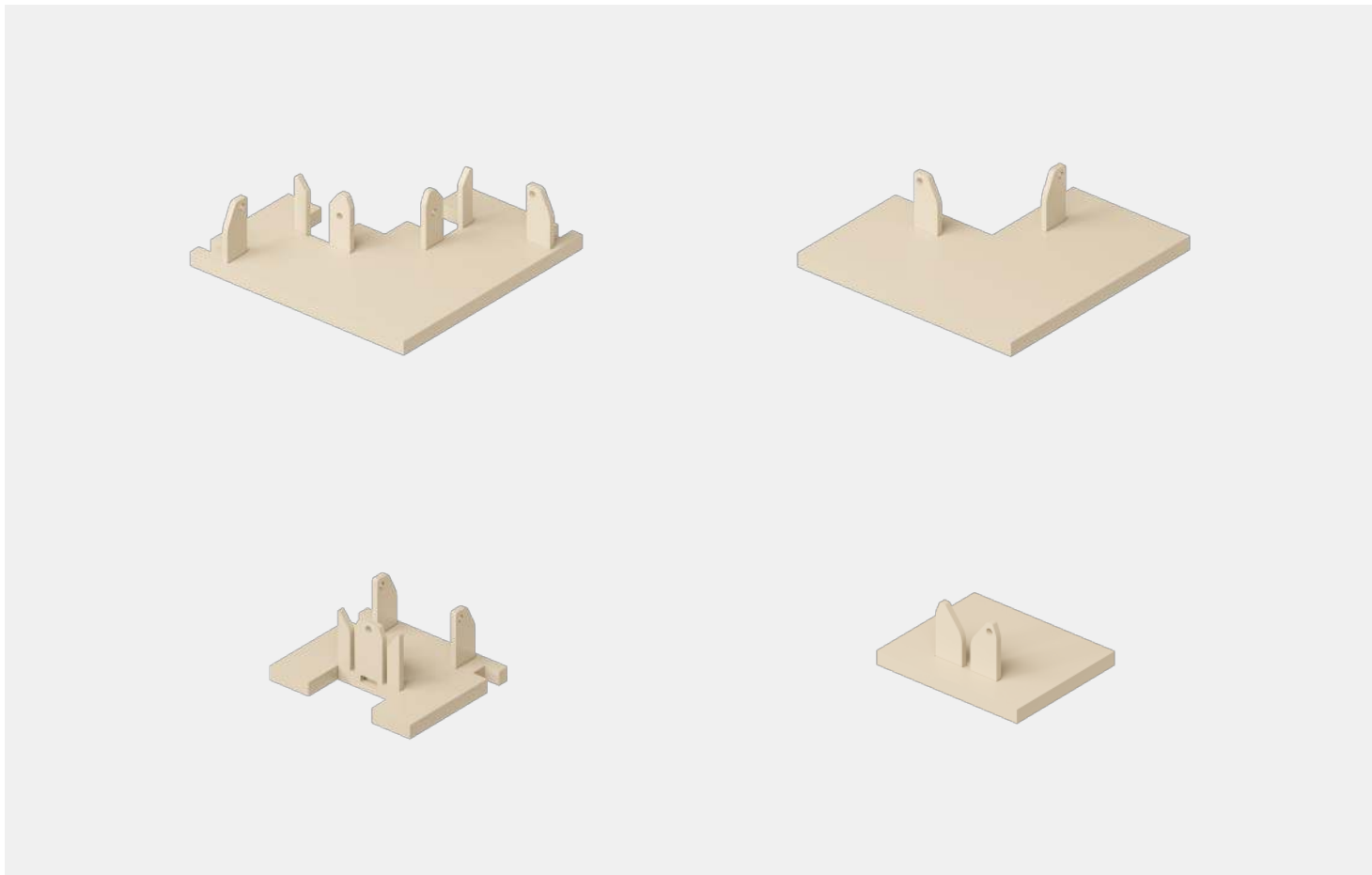


End profile

Colors:



Dimensions	mm	inch
Width	2303	90.67
Depth	70	2.76
Height	17.6	0.69



Top and bottom connectors

Colors:



1. Top corner connector
2. Bottom corner connector
3. Top wall connector
4. Bottom wall connector

Furniture and accessories

Arrange ultimate work comfort

To efficiently use every inch of space, OmniRoom system includes a set of wall-mounted, tailor-made furniture. All elements are designed purposely to fit like a glove to OmniRoom modules size and design and ensure the best possible ergonomics.

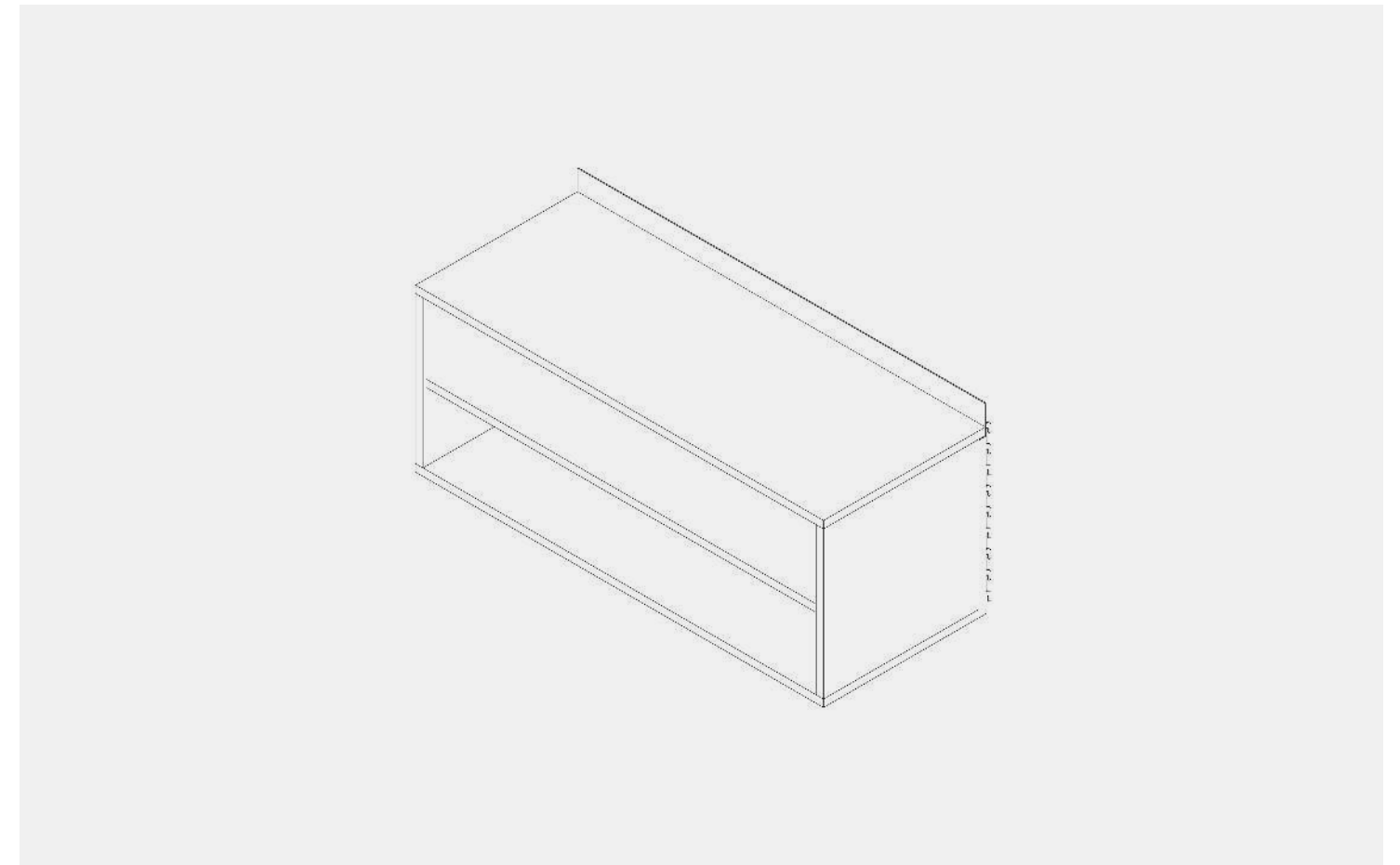
The set includes dozens of elements like desks, tables, cabinets, shelves, and much more. All are created in the same style to give your OmniRoom a coherent, stylish look.



Wall-mounted system

Hang every add-on on any height of any wall, inside or out, and rearrange freely – it's that simple! All thanks to the specially designed hook system.



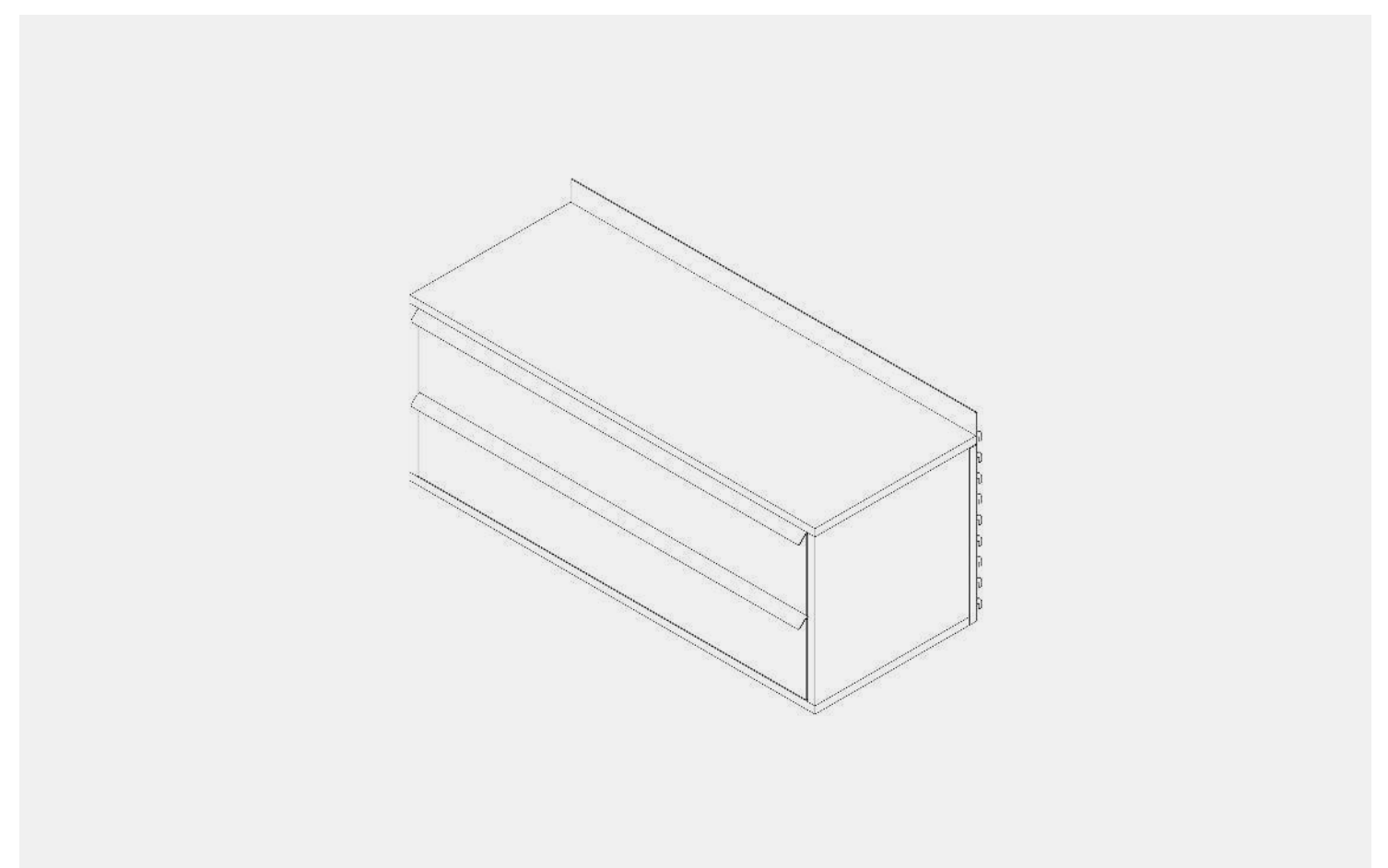


Open shelf cabinet

Construction colors:



Dimensions	mm	inch
Width	1007	39.65
Depth	402	15.83
Height	450	17.72
Weight	kg	lbs
Weight	23.5	51.79
Max. load	20	44.08

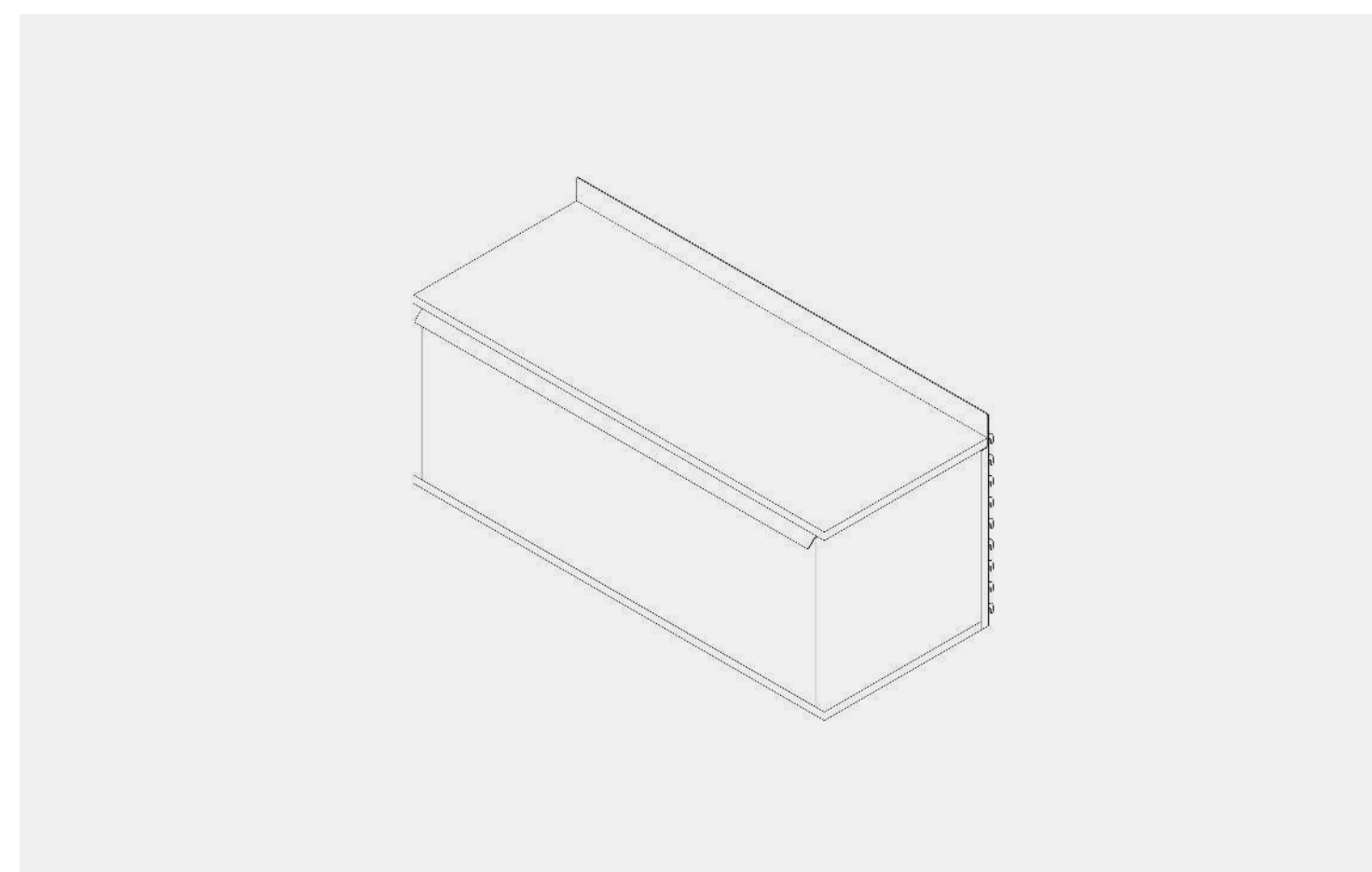


Two-drawer cabinet

Construction colors:



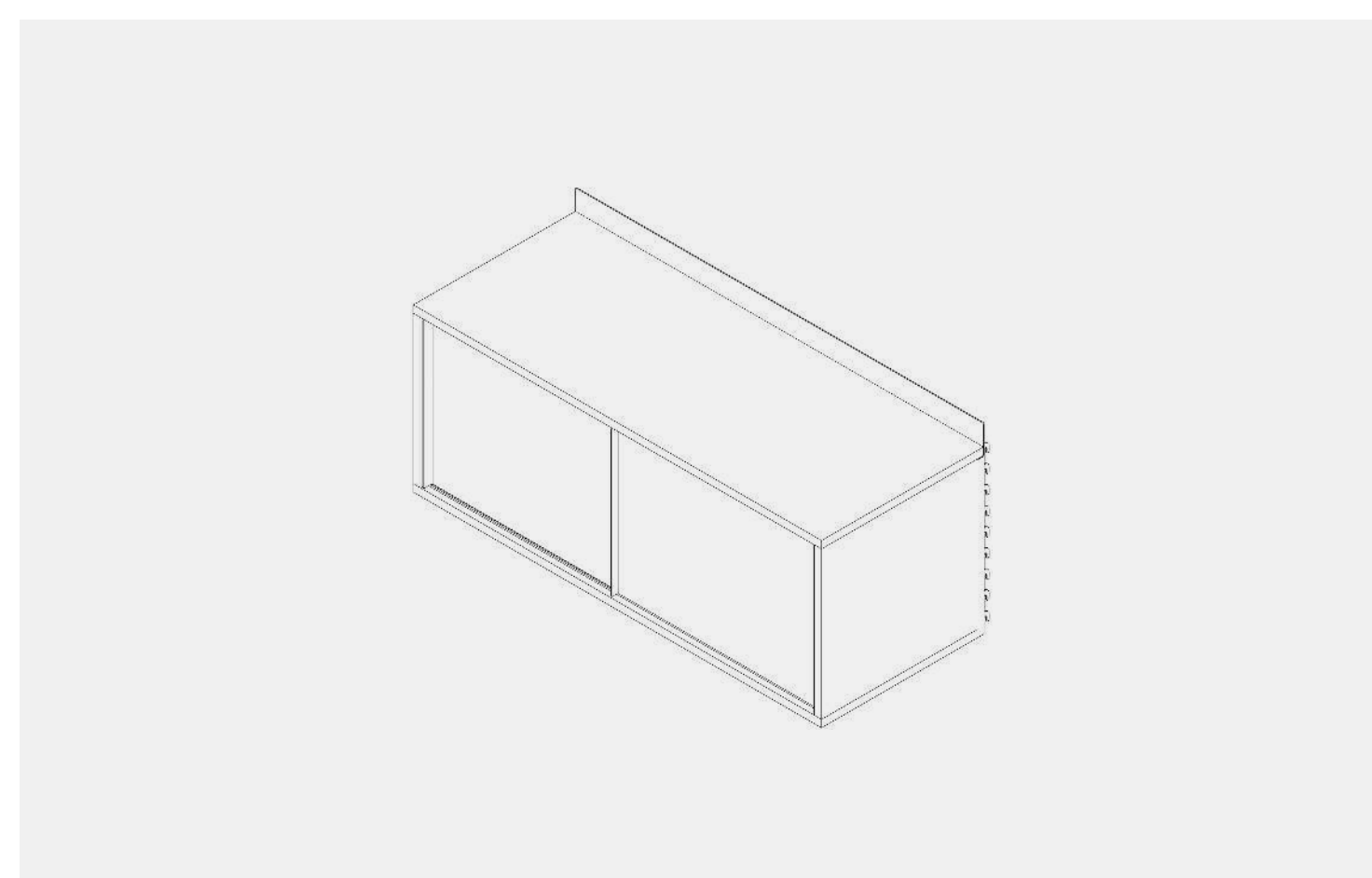
Dimensions	mm	inch
Width	1007	39.65
Depth	402	15.83
Height	450	17.72
Weight	kg	lbs
Weight	38.5	62.81
Max. load	20	44.08



Deep drawer cabinet

Dimensions	mm	inch
Width	1007	39.65
Depth	402	15.83
Height	450	17.72
Weight	kg	lbs
Weight	34	74.94
Max. load	20	44.08

Construction colors:

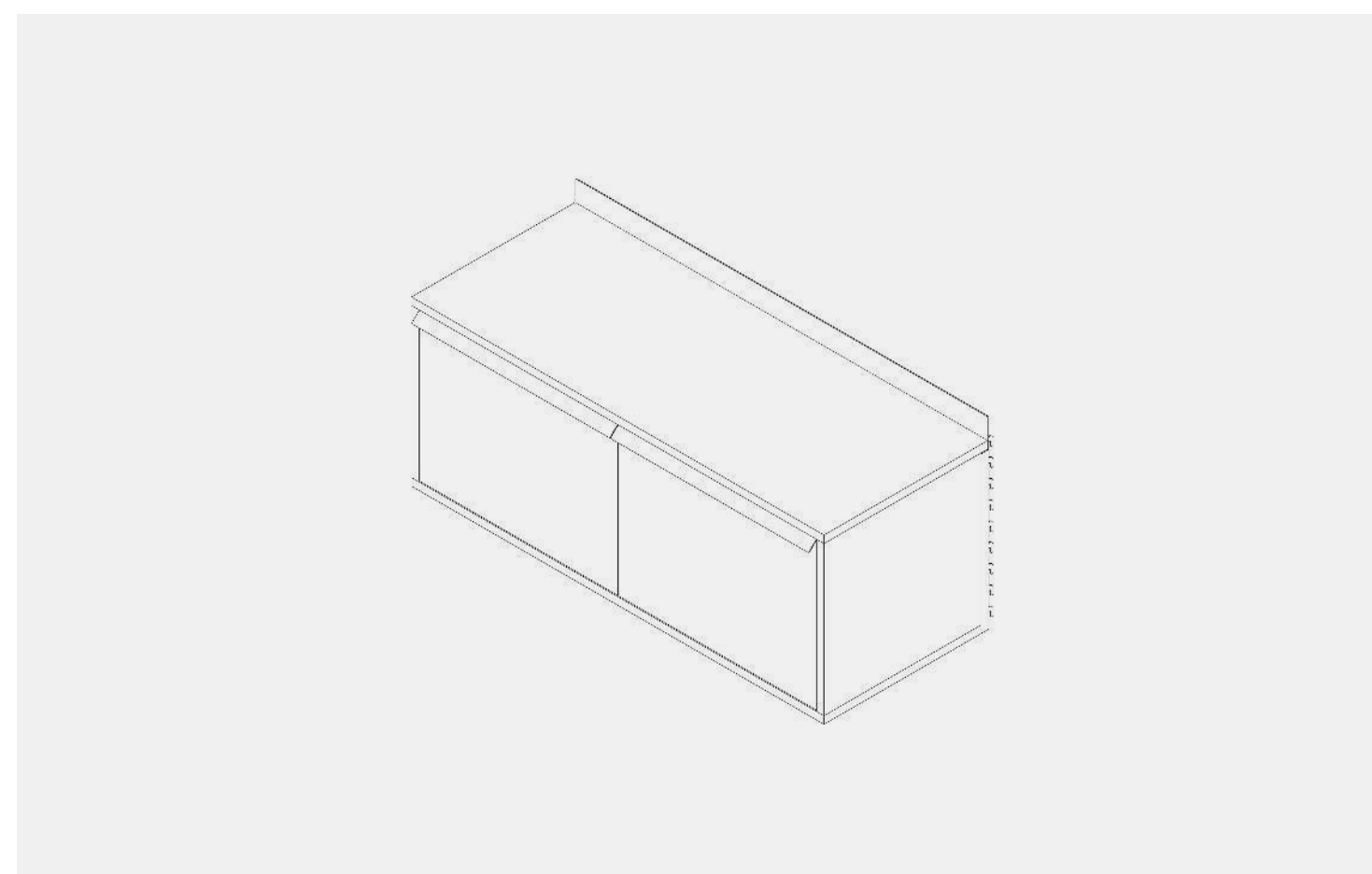


Sliding door cabinet

Dimensions	mm	inch
Width	1007	39.65
Depth	402	15.83
Height	450	17.72
Weight	kg	lbs
Weight	21	48.28
Max. load	20	44.08

Construction colors:







Hinged door cabinet

Dimensions	mm	inch
Width	1007	39.65
Depth	402	15.83
Height	450	17.72
Weight	kg	lbs
Weight	TBA	TBA
Max. load	20	44.08

Construction colors:





Shallow shelf

Dimensions	mm	inch
Width	987.4	38.87
Depth	124	4.88
Height	102	4.02
Weight	kg	lbs
Weight	2	4.41
Max. load	3	6.61

Construction colors:

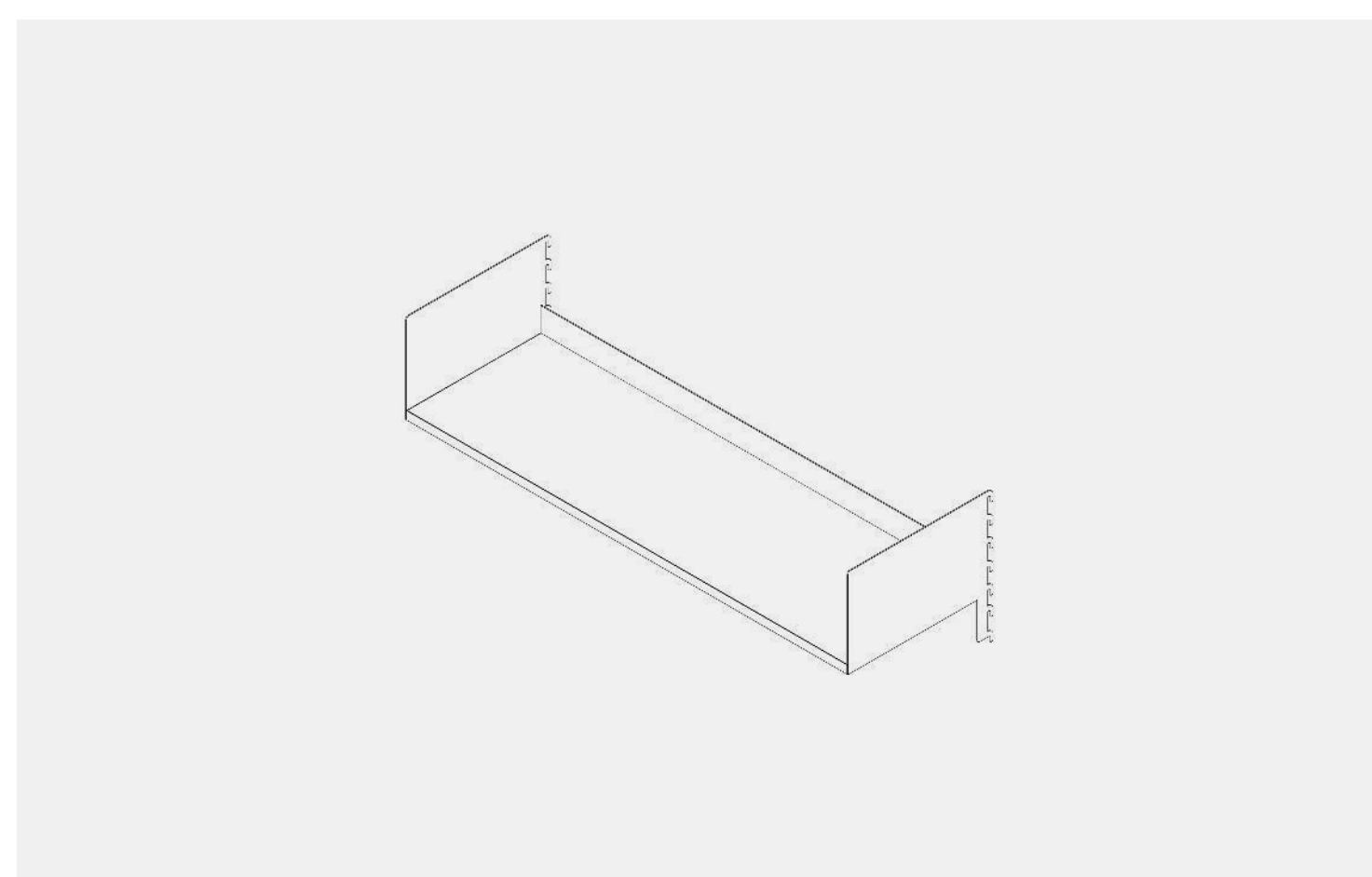




Deep shelf

Dimensions	mm	inch
Width	987.4	38.87
Depth	326	12.83
Height	159	6.26
Weight	kg	lbs
Weight	5	11.02
Max. load	6	13.22

Construction colors:

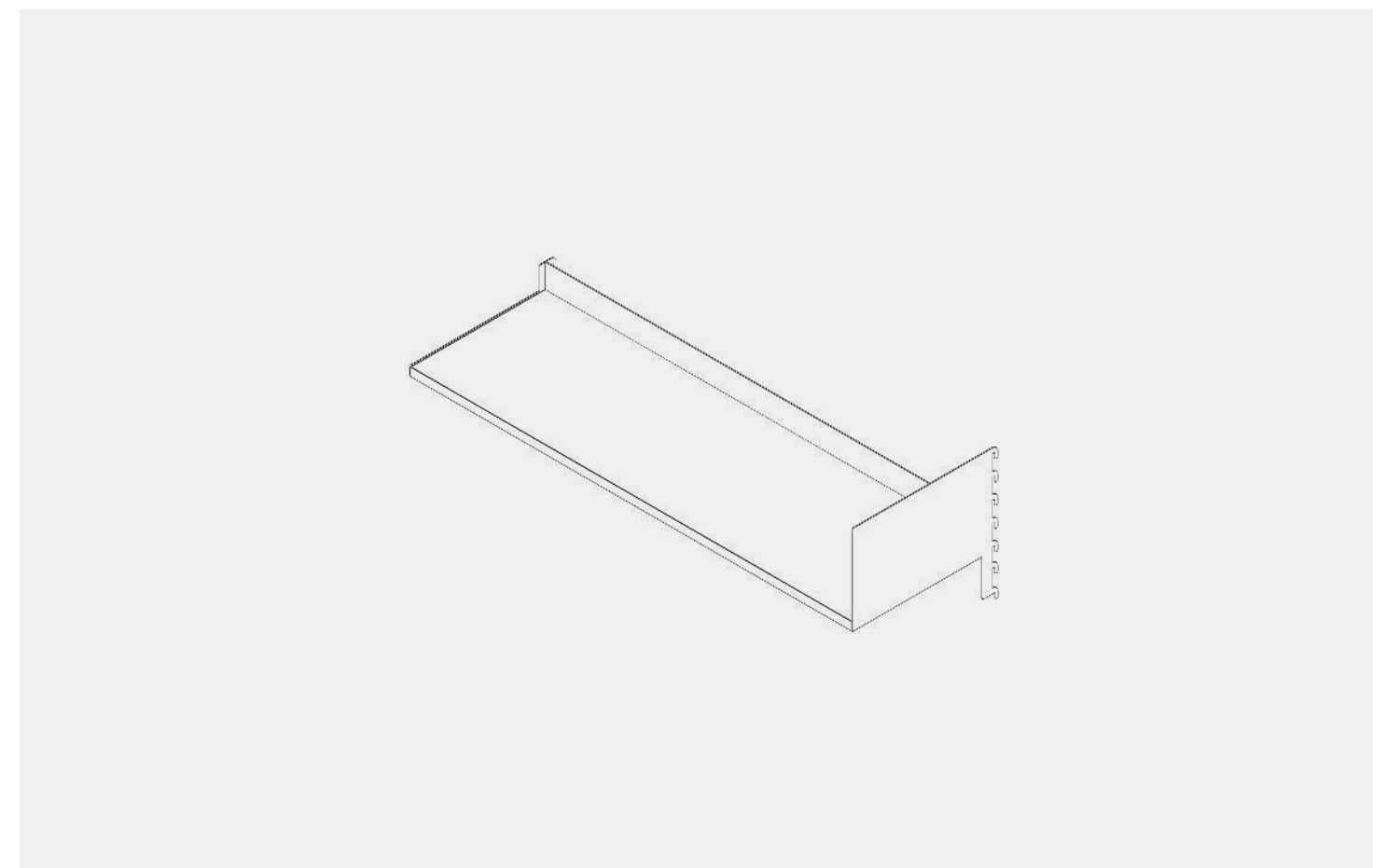


Deep shelf with bookends

Dimensions	mm	inch
Width	987.4	38.87
Depth	326	12.83
Height	281	11.06
Weight	kg	lbs
Weight	7	15.43
Max. load	10	22.04

Construction colors:



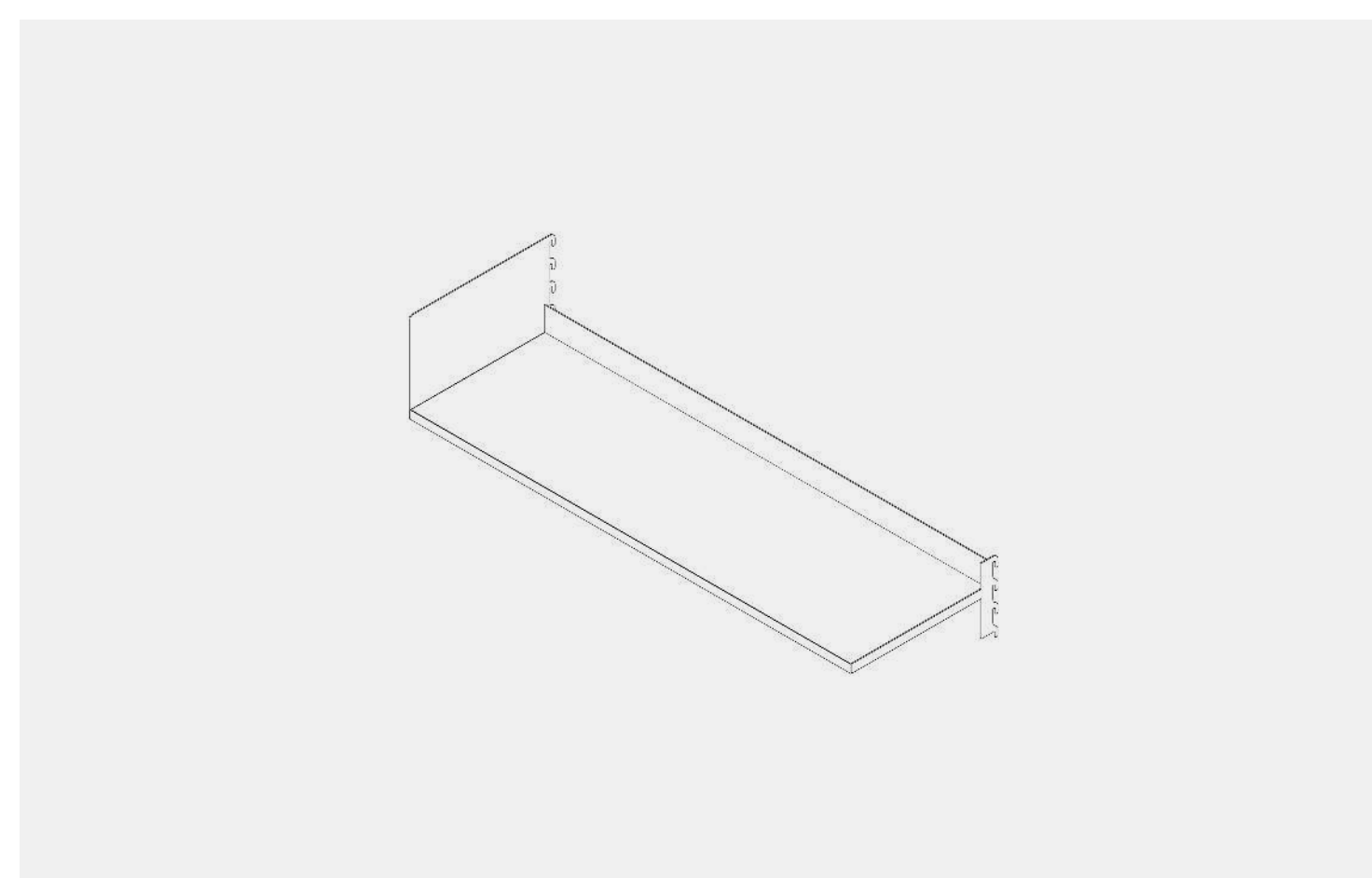



Deep shelf with right bookend

Construction colors:



Dimensions	mm	inch
Width	987.4	38.87
Depth	326	12.83
Height	281	11.06
Weight	kg	lbs
Weight	6	13.22
Max. load	10	22.04

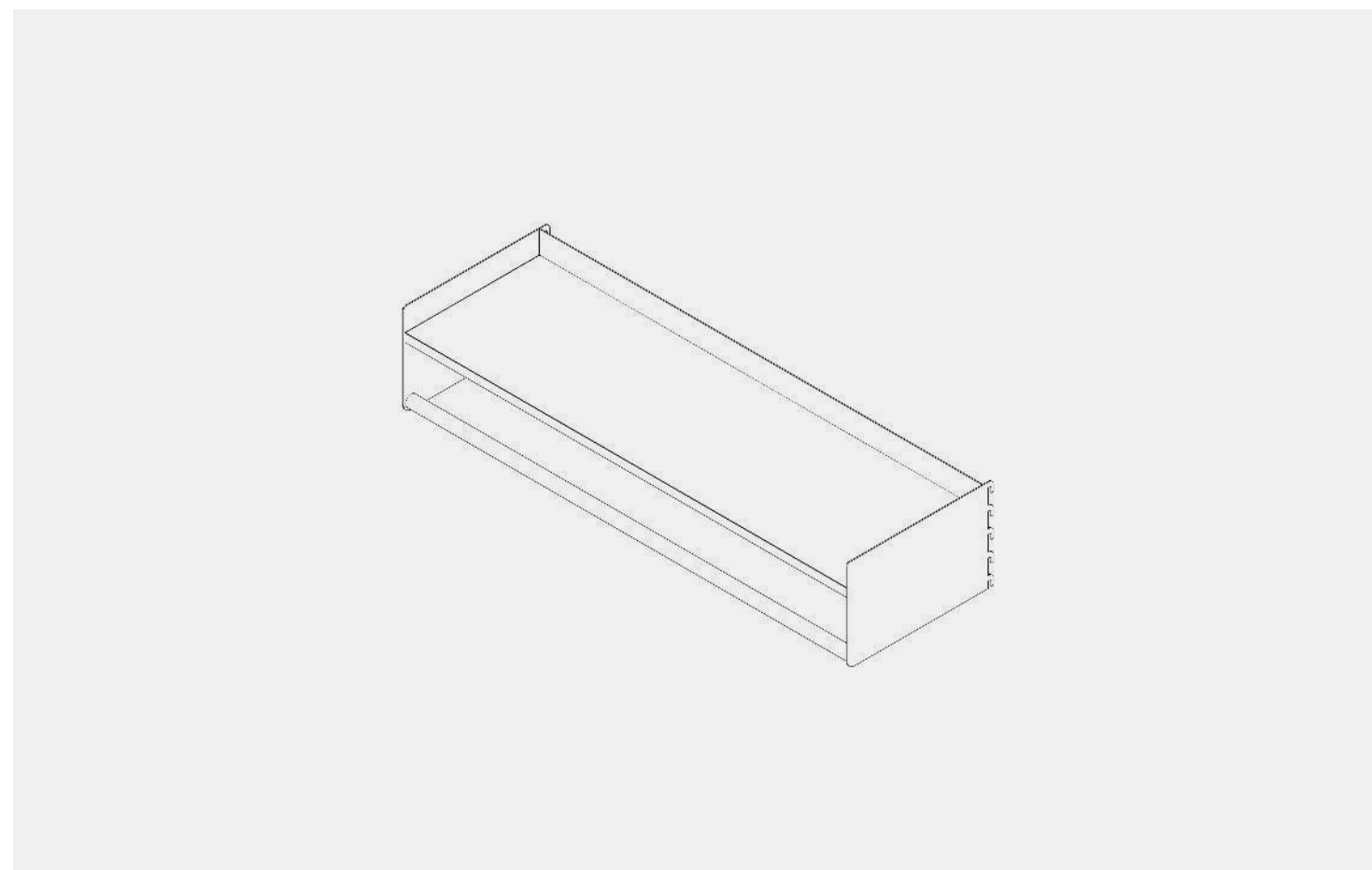


Deep shelf with left bookend

Construction colors:



Dimensions	mm	inch
Width	987.4	38.87
Depth	326	12.83
Height	281	11.06
Weight	kg	lbs
Weight	6	13.22
Max. load	10	22.04



Deep shelf with rail

Construction colors:



Dimensions	mm	inch
Width	987.4	38.87
Depth	314	12.36
Height	205	8.07
Weight	kg	lbs
Weight	8	17.63
Max. load	10	22.04

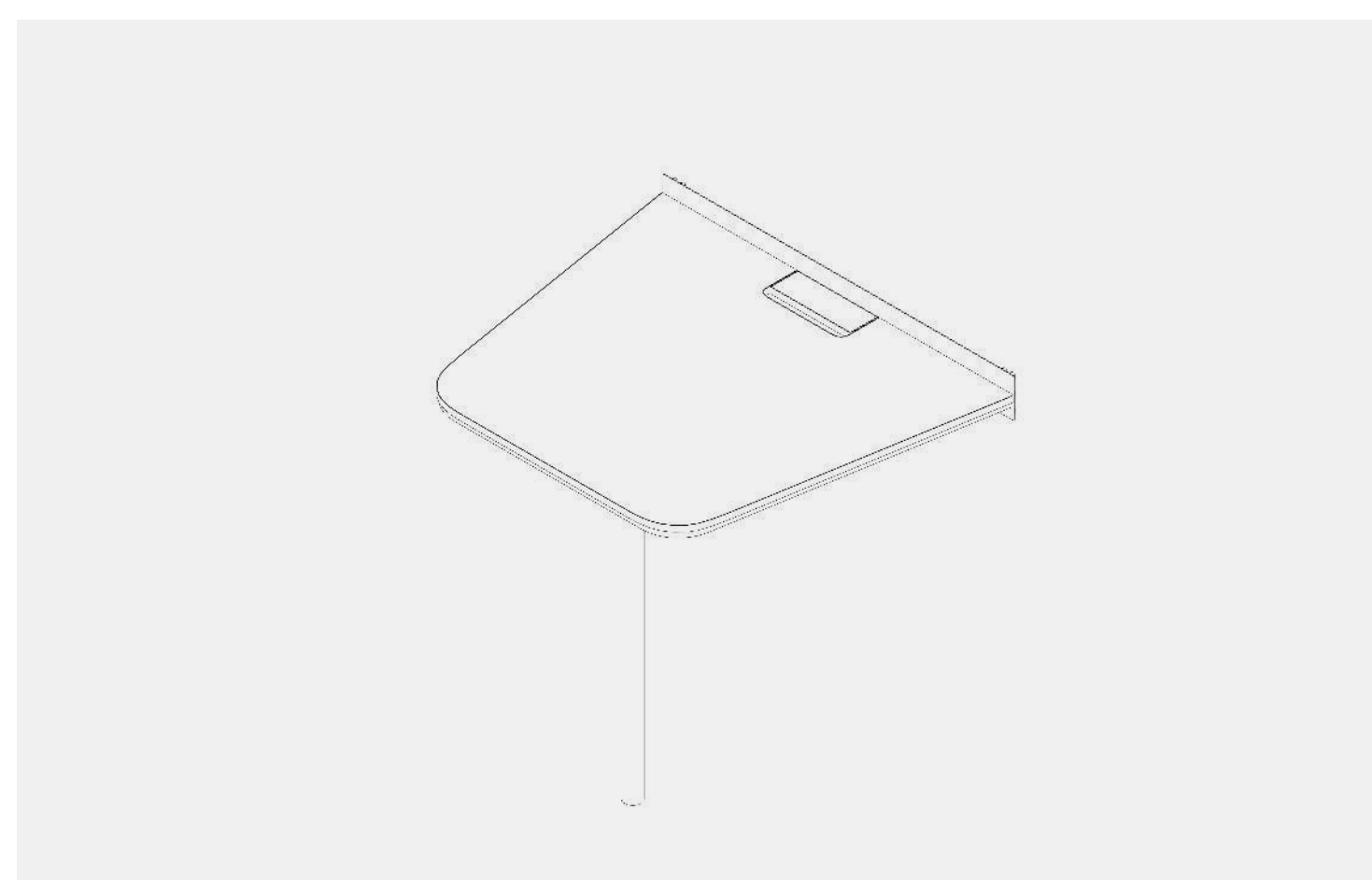


Low table for 2-3 people

Construction colors:



Dimensions	mm	inch
Width	900	35.43
Depth	1080.8	42.55
Height	798	31.42
Weight	kg	lbs
Weight	TBA	TBA
Max. load	40	88.16



High table for 2-3 people

Construction colors:



Dimensions	mm	inch
Width	900	35.43
Depth	1080.8	42.55
Height	1018	40.08
Weight	kg	lbs
Weight	TBA	TBA
Max. load	40	88.16

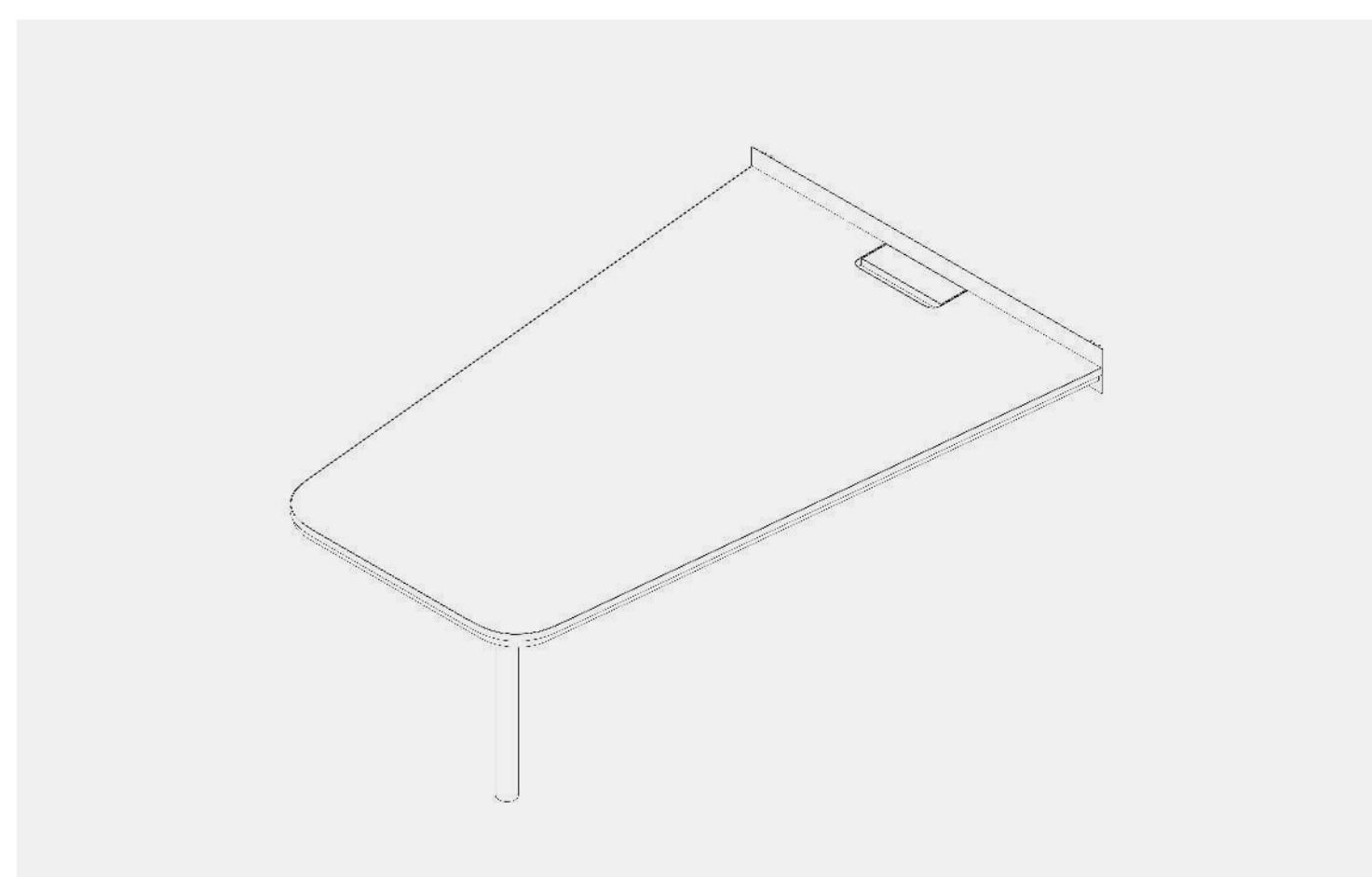


Low table for 3-5 people

Construction colors:



Dimensions	mm	inch
Width	1650	64.96
Depth	1080.8	42.55
Height	798	31.42
Weight	kg	lbs
Weight	TBA	TBA
Max. load	40	88.16

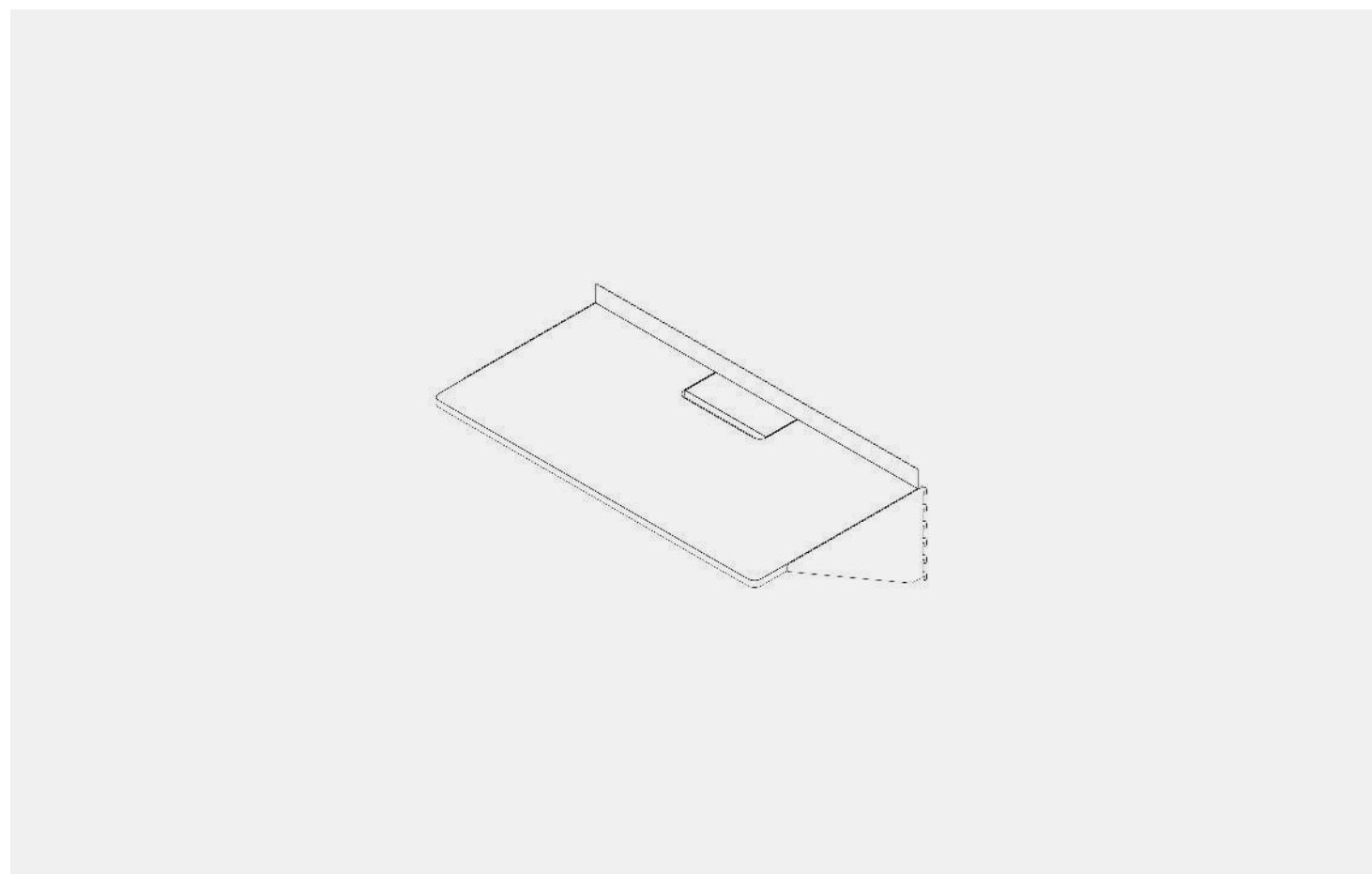


High table for 3-5 people

Construction colors:



Dimensions	mm	inch
Width	1650	64.96
Depth	1080.8	42.55
Height	1018	40.08
Weight	kg	lbs
Weight	TBA	TBA
Max. load	40	88.16

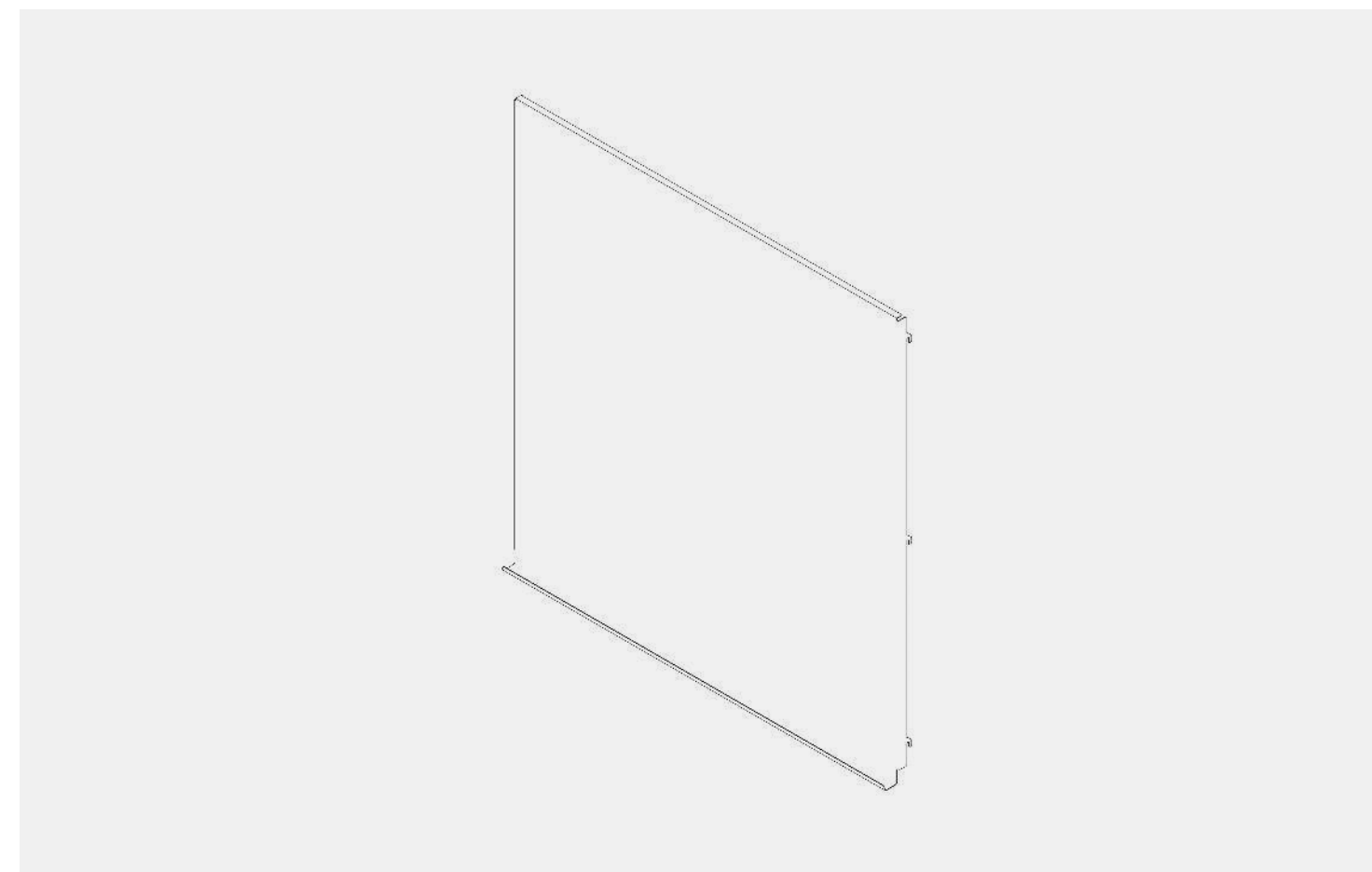



Desk

Construction colors:



Dimensions	mm	inch
Width	985.5	38.80
Depth	502	19.88
Height	239	9.41
Weight	kg	lbs
Weight	11.5	25.35
Max. load	20	44.08





Whiteboard

Available colors:



Dimensions	mm	inch
Width	986.6	38.84
Depth	56	2.20
Height	1037	40.83
Weight	kg	lbs
Weight	11.2	24.68




Display rail

Available colors:



Dimensions	mm	inch
Width	838	32.99
Depth	-	-
Height	55	2.17
Weight	kg	lbs
Weight	1.5	3.31




Display rail hook

Available colors:



Dimensions	mm	inch
Width	28	1.1
Depth	34.7	1.37
Height	78.5	3.09

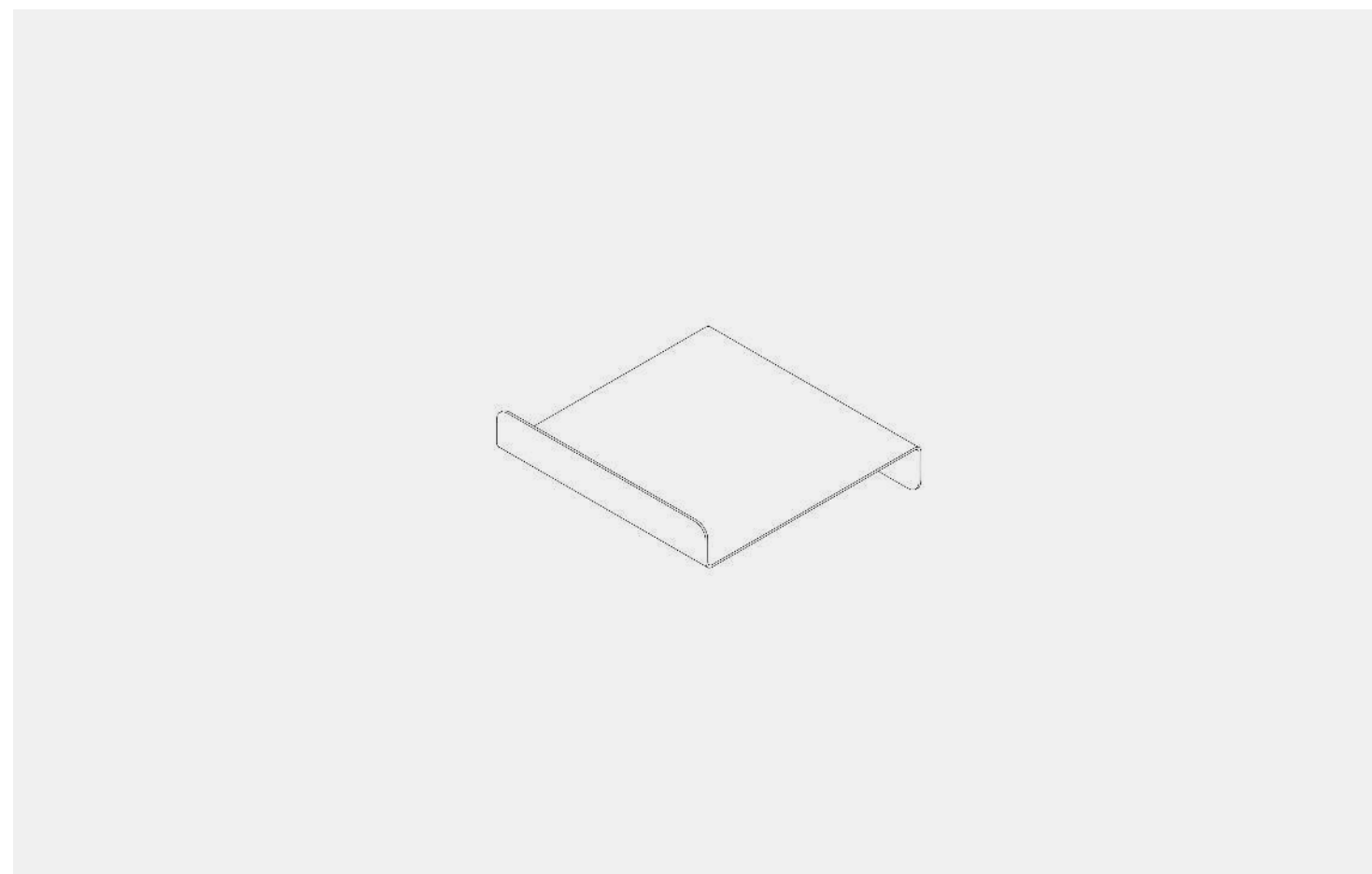


Bookend

Available colors:



Dimensions	mm	inch
Width	87	3.43
Depth	-	-
Height	162	6.38

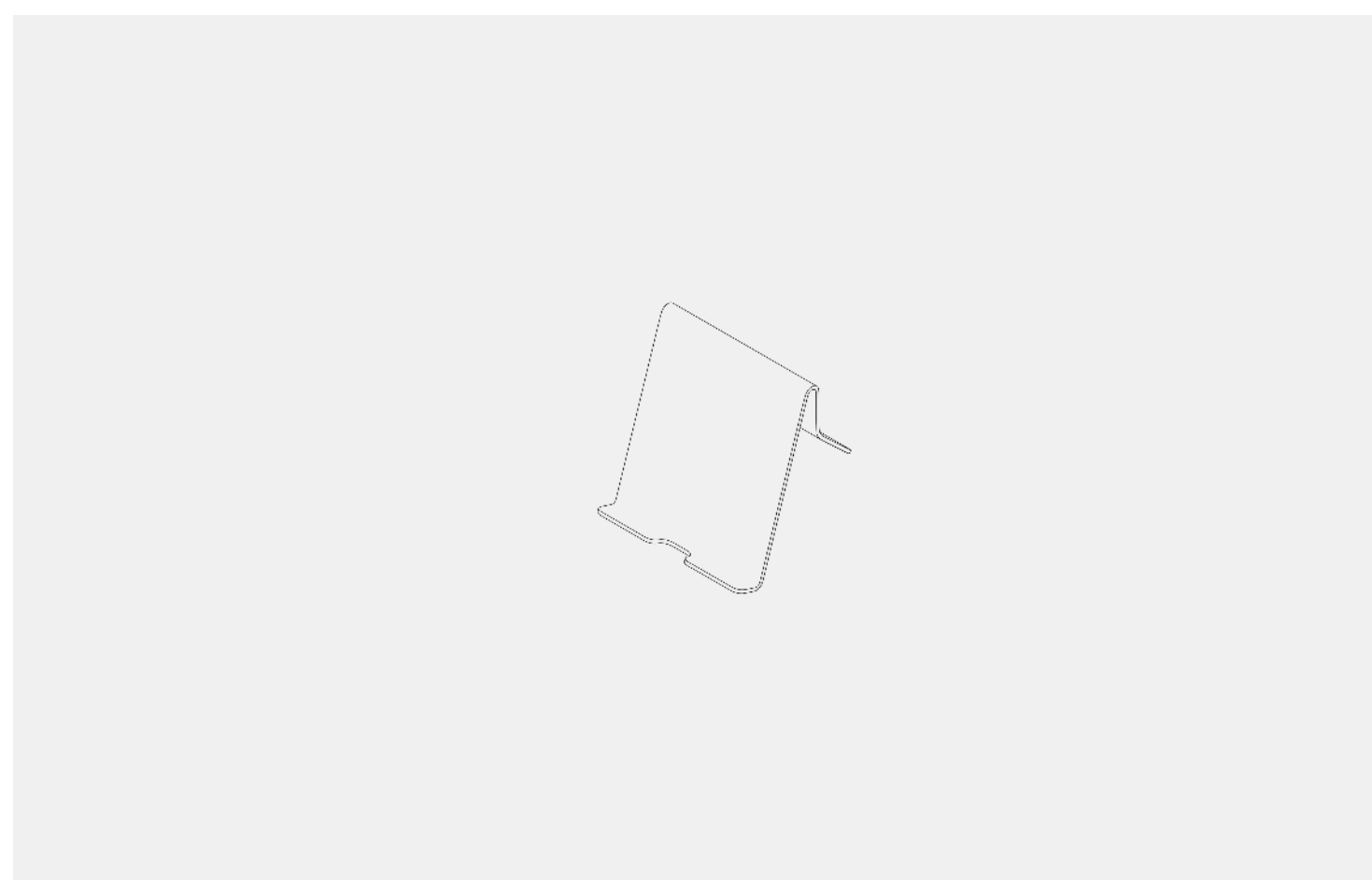


Display stand

Available colors:



Dimensions	mm	inch
Width	100	3.94
Depth	-	-
Height	103	4.06




Phone holder

Available colors:



Dimensions	mm	inch
Width	63	2.48
Depth	-	-
Height	136	5.35

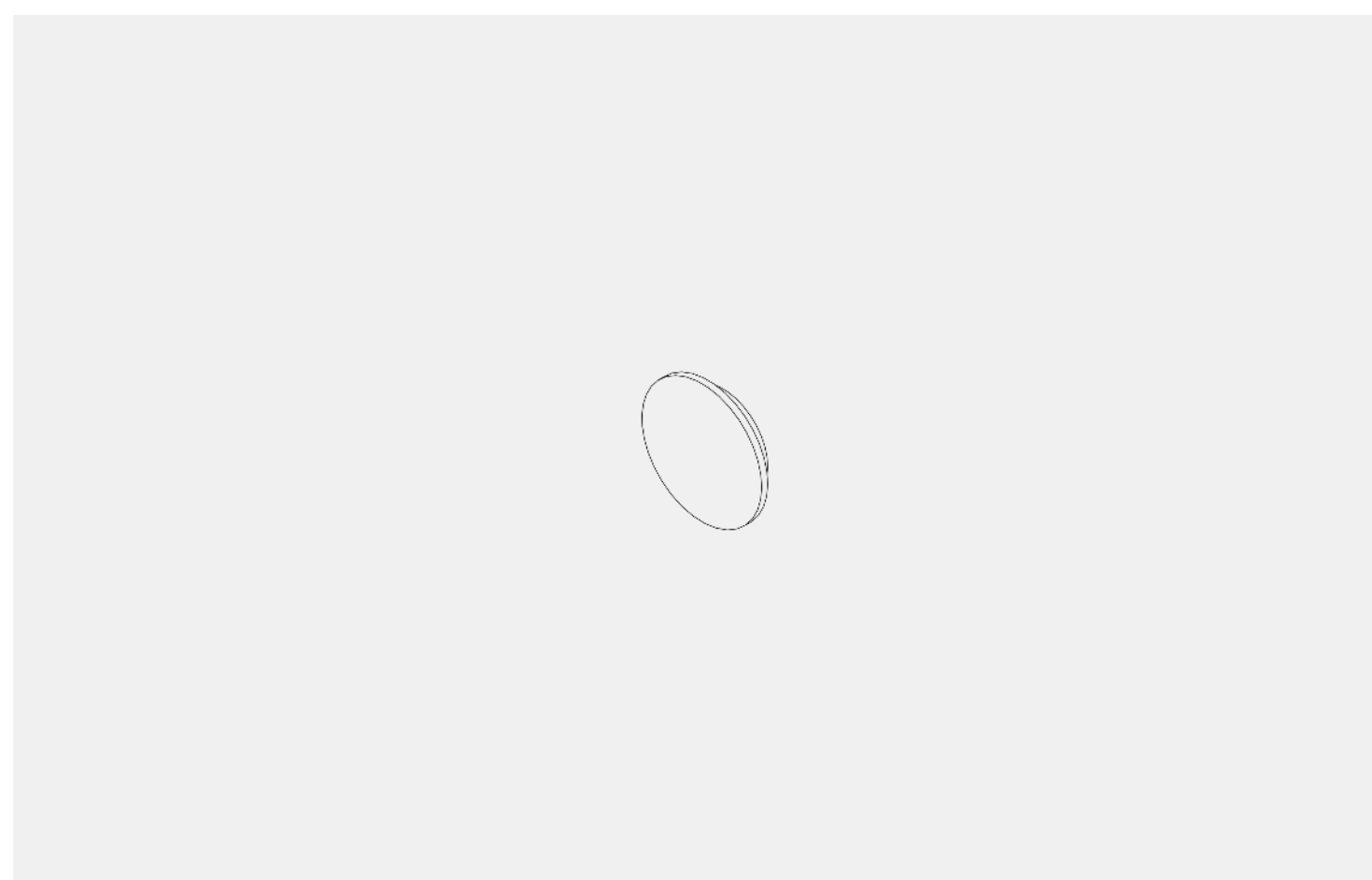



Wall hook

Available colors:



Dimensions	mm	inch
Width	24	0.94
Depth	-	-
Height	67	2.64

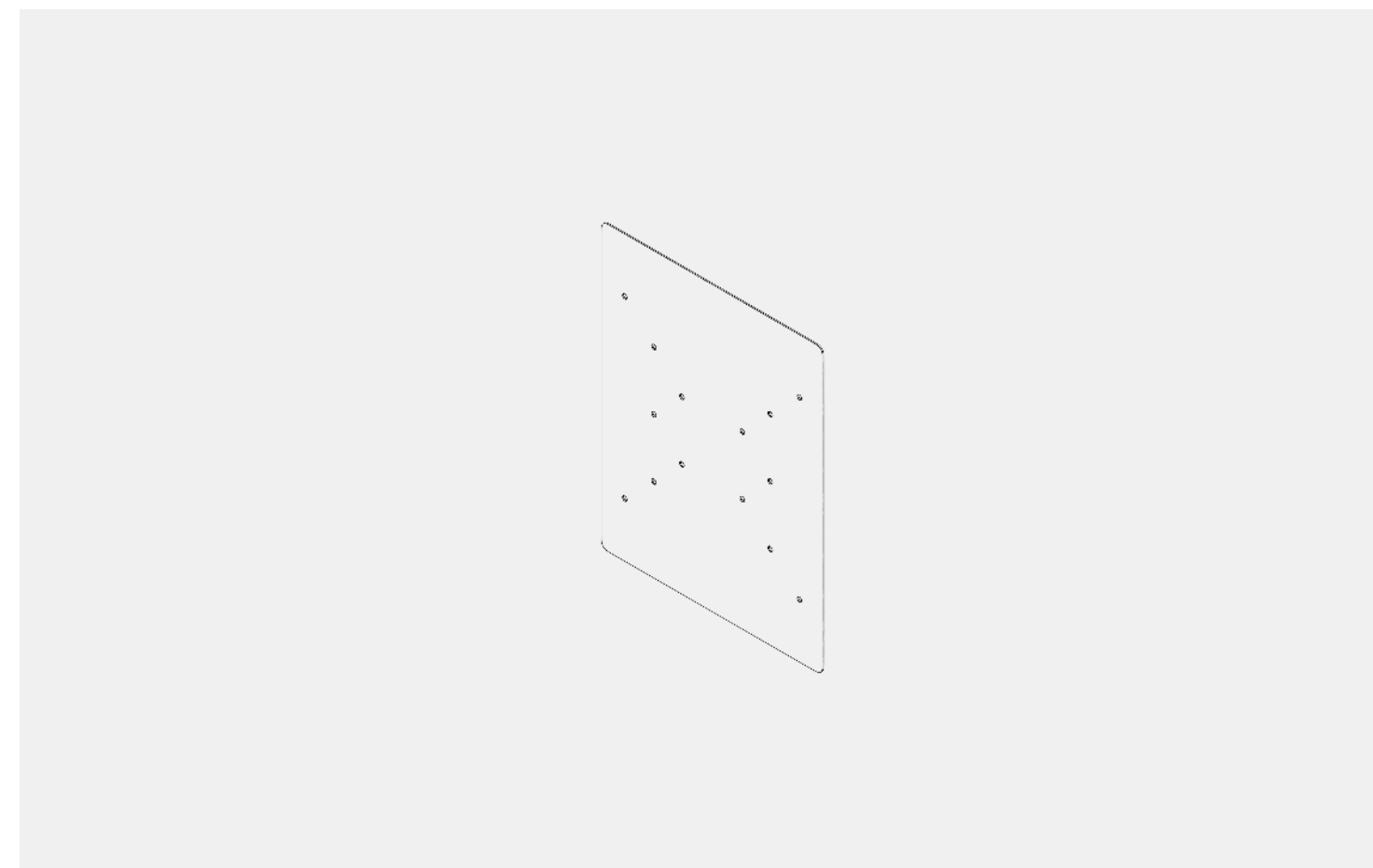


Magnet

Available colors:



Dimensions	mm	inch
Width	40	1.57
Depth	-	-
Height	9	0.35



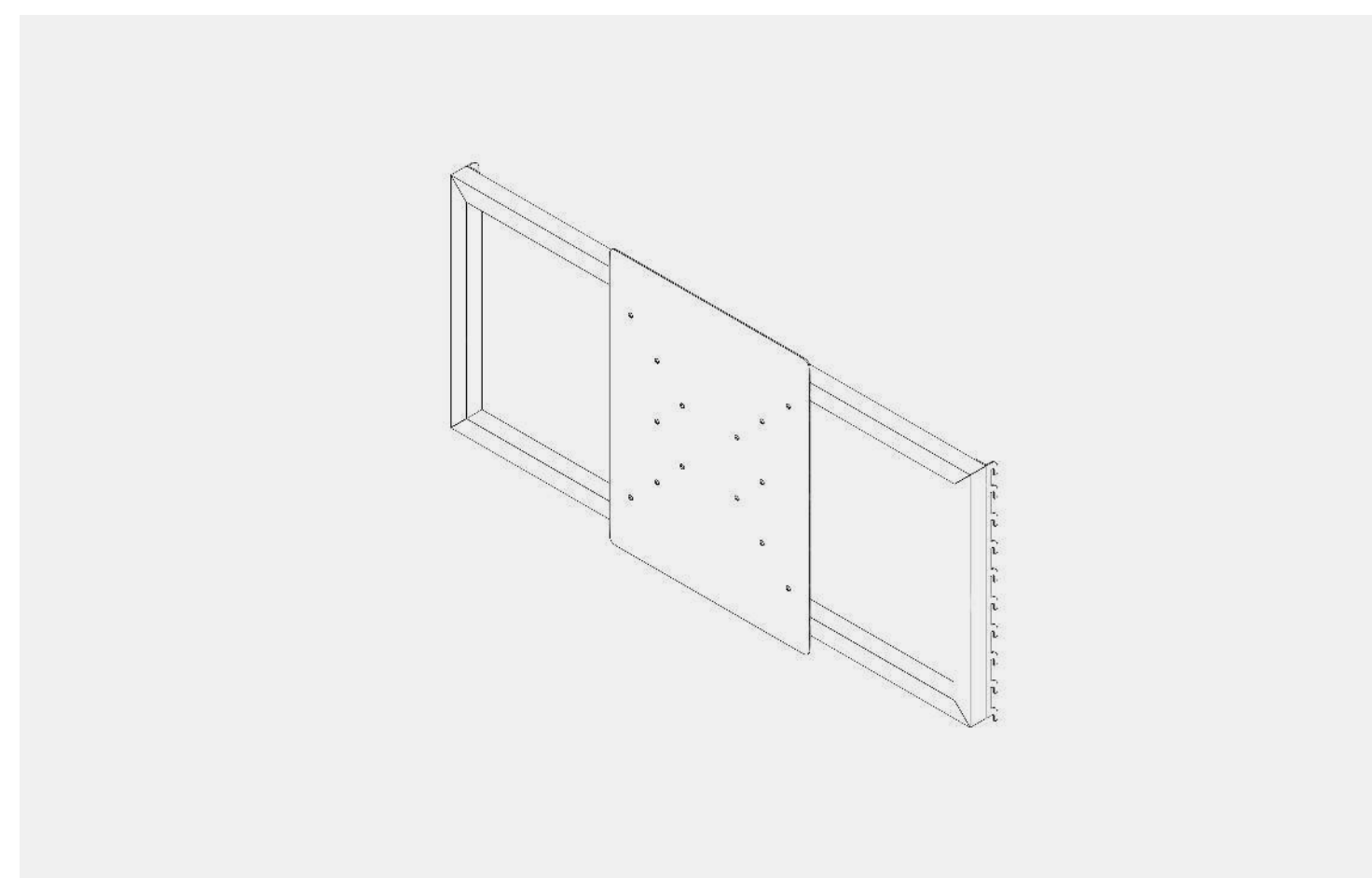

Central TV hanger

Standards:
VESA 100x100/200x200/200x100/300x300

Available colors:



Dimensions	mm	inch
Width	380	14.96
Depth	28	1.10
Height	486	19.13
Weight	kg	lbs
Weight	-	-
Max. load	50	110.23



One profile TV hanger

Standards:
VESA 100x100/200x200/200x100/300x300

Available colors:



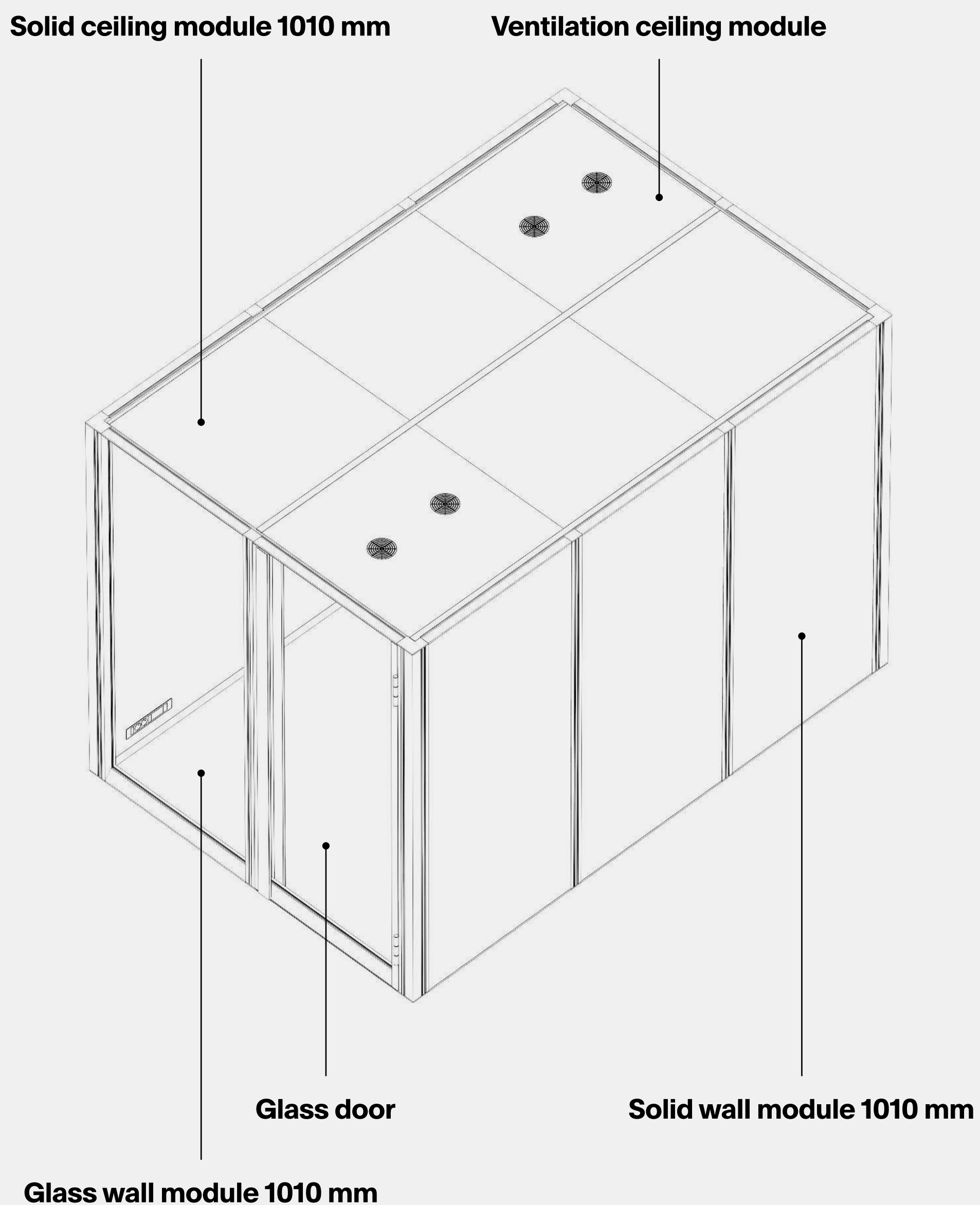
Dimensions	mm	inch
Width	987.5	38.88
Depth	80.3	3.16
Height	486	19.13
Weight	kg	lbs
Weight	-	-
Max. load	50	110.23

Sample rooms

Construction

OmniRoom system elements provide limitless ways of building closed and semi-closed Rooms of different shapes and sizes. Thanks to Click-in System, assembly takes 30 minutes for each 1m³ with 3 people.

[See all system elements →](#)

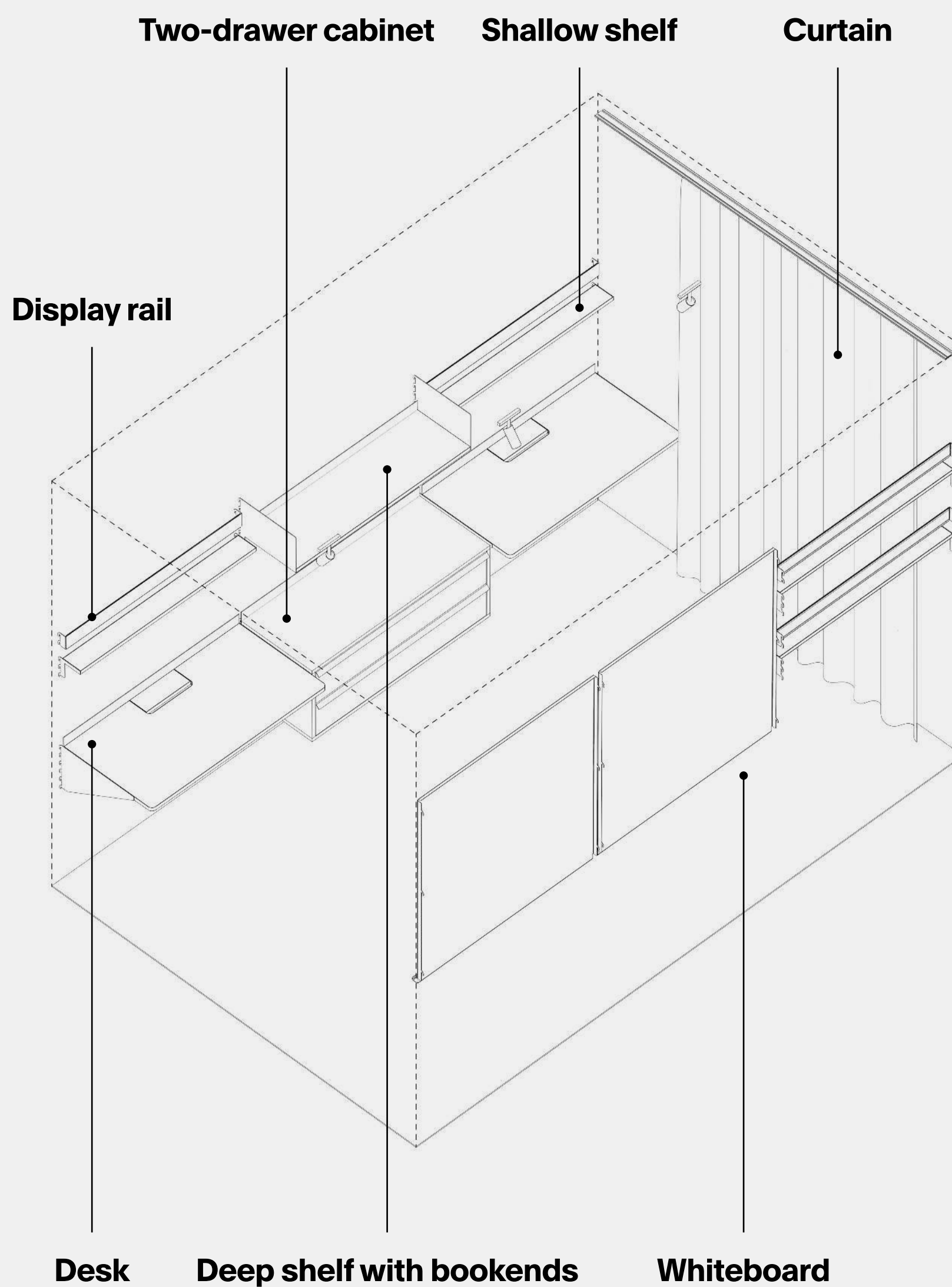


Furniture and accessories

The system's integral element is a dedicated furniture set. All 30 wall-mounted add-ons, including desks, tables, cabinets, shelves, and drawers, can be hung at any height of any wall. Inside or out.

Here is an example showcasing two workstations that have been exclusively designed using the OmniRoom furniture set.

[See all furniture and accessories →](#)



Complete room

The modular system of wall modules allows for countless arrangement options. Still, for ease-of-use, we predesigned 100 fully equipped Rooms and configurations, including workstations, meeting places, lounge areas, and many more. They are designed by experienced architects and planners based on actual floorplans.

All Rooms come with recommended furniture and accessories from top producers, ensuring a stylish and cohesive look while maximizing ergonomics.



Want to see them all?


[Explore our Book of Rooms →](#)

Finishings and colors

Color selection

Selecting the right colors is essential for maintaining a welcoming atmosphere and accurately reflecting the brand's identity. To achieve this, a team of experienced architects and designers meticulously chose the wide, earth-tones-inspired color palette for OmniRoom.

Every color in the palette comes with a broad range of finishing options, including felt, powder-coated metal, oak laminate, and many more.



Moon White
Pantone Grey 403051




Ash Grey
NCS S2005-Y20R



Void Black
NCS S8500-N




Clay Red
NCS S4030-Y70R



Sand Beige
NCS S3010-Y30R



Sage Green
NCS S3010-G20Y



Ink Blue
NCS S7020-R90B

Structure color

Moon White



Powder coated aluminum construction

Moon White
Pantone Grey 403051


Solid wall external finishing



Egger melamine board
U775 ST9




Powder coated metal
Pantone Grey 403051



Gabriel Chili Fabric
60114



Egger Oak Vicenza
melamine
H3157 ST12



Vescom Millwood
Wallpaper
1077.20



Vescom Onari Wallpaper
1076.02


Partition wall modules



Glass



Fluted glass



Powder coated
perforated metal
Pantone Grey 403051



Powder coated
aluminum slats
Pantone Grey 403051

Solid wall internal finishing



Felt
Light gray




Gabriel Chili Fabric
60114



Vescom Millwood
Wallpaper
1077.20



Vescom Onari Wallpaper
1076.02



Powder coated metal
Pantone Grey 403051



Egger Oak Vicenza HPL
laminate
H3157 ST12

Internal ceiling finishing



Felt
Light gray



Gabriel Chili Fabric
60114



Powder coated
perforated metal*
Pantone Grey 403051

Furniture and accessories finishing



Powder coated metal
Pantone Grey 403051



Egger melamine board
U775 ST9




Egger Oak Vicenza
melamine
H3157 ST12



Lacquered
Pantone Grey 403051

Curtains



Kvadrat Air 4 Transculent

*Dedicated only to open rooms

Structure color

Ash Gray



Powder coated aluminum construction

Ash Gray
NCS S2005-Y20R


Solid wall external finishing



Egger melamine board
U750 ST9




Powder coated metal
NCS S2005-Y20R




Gabriel Chili Fabric
61174



Egger Oak Vicenza
melamine
H3157 ST12



Vescom Millwood
Wallpaper
1077.20



Vescom Onari Wallpaper
1076.02


Partition wall modules



Glass



Fluted glass



Powder coated
perforated metal
NCS S2005-Y20R



Powder coated
aluminum slats
NCS S2005-Y20R

Solid wall internal finishing



Felt
Light gray



Gabriel Chili Fabric
61174




Vescom Millwood
Wallpaper
1077.20



Vescom Onari Wallpaper
1076.02



Powder coated metal
NCS S2005-Y20R



Egger Oak Vicenza HPL
laminate
H3157 ST12

Internal ceiling finishing



Felt
Light gray




Gabriel Chili Fabric
61174



Powder coated
perforated metal*
NCS S2005-Y20R


Furniture and accessories finishing




Powder coated metal
NCS S2005-Y20R



Egger melamine board
U750 ST9




Egger Oak Vicenza
melamine
H3157 ST12



Lacquered
NCS S2005-Y20R

Curtains




Kvadrat Air 4 Transculent

*Dedicated only to open rooms

Structure color

Void Black



Powder coated aluminum construction

Void Black
NCS S8500-N

Solid wall external finishing



Egger melamine board
U899 ST9




Powder coated metal
NCS S8500-N




Gabriel Chili Fabric
60115



Egger Oak Vicenza
melamine
H3157 ST12



Vescom Millwood
Wallpaper
1077.22




Vescom Onari Wallpaper
1076.19

Partition wall modules



Glass



Fluted glass




Powder coated
perforated metal
NCS S8500-N



Powder coated
aluminum slats
NCS S8500-N


Solid wall internal finishing




Felt
Light gray



Gabriel Chili Fabric
60115




Vescom Millwood
Wallpaper
1077.22



Vescom Onari Wallpaper
1076.19



Powder coated metal
NCS S8500-N



Egger Oak Vicenza HPL
laminate
H3157 ST12

Internal ceiling finishing



Felt
Light gray



Gabriel Chili Fabric
60115




Powder coated
perforated metal*
NCS S8500-N


Furniture and accessories finishing




Powder coated metal
NCS S8500-N



Egger melamine board
U899 ST9




Egger Oak Vicenza
melamine
H3157 ST12



Lacquered
NCS S8500-N

Curtains



Kvadrat Air 4 Transculent

*Dedicated only to open rooms

Structure color

Clay Red



Powder coated aluminum construction

Clay Red
NCS S4030-Y70R

Solid wall external finishing



Powder coated metal
NCS S4030-Y70R




Gabriel Chili Fabric
63092



Egger Oak Vicenza
melamine
H3157 ST12



Vescom Millwood
Wallpaper
1077.24

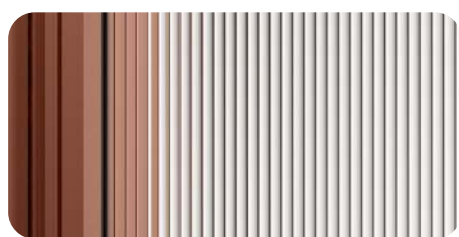


Vescom Onari Wallpaper
1076.16

Partition wall modules



Glass



Fluted glass



Powder coated
perforated metal
NCS S4030-Y70R




Powder coated
aluminum slats
NCS S4030-Y70R

Solid wall internal finishing




Felt
Light gray



Gabriel Chili Fabric
63092



Vescom Millwood
Wallpaper
1077.24



Vescom Onari Wallpaper
1076.16



Powder coated metal
NCS S4030-Y70R



Egger Oak Vicenza HPL
laminate
H3157 ST12

Internal ceiling finishing



Felt
Light gray



Gabriel Chili Fabric
63092



Powder coated
perforated metal*
NCS S4030-Y70R


Furniture and accessories finishing



Powder coated metal
NCS S4030-Y70R



Egger Oak Vicenza
melamine
H3157 ST12



Lacquered
NCS S4030-Y70R

Curtains



Kvadrat Air 4 Transculent

*Dedicated only to open rooms

Structure color

Sage Green




Powder coated aluminum construction

Sage Green
NCS S3010-G20Y

Solid wall external finishing



Powder coated metal
NCS S3010-G20Y



Gabriel Chili Fabric
68191



Egger Oak Vicenza
melamine
H3157 ST12



Vescom Millwood
Wallpaper
1077.06



Vescom Onari Wallpaper
1076.13

Partition wall modules



Glass



Fluted glass



Powder coated
perforated metal
NCS S3010-G20Y



Powder coated
aluminum slats
NCS S3010-G20Y

Solid wall internal finishing



Felt
Light gray



Gabriel Chili Fabric
68191



Vescom Millwood
Wallpaper
1077.06



Vescom Onari Wallpaper
1076.13



Powder coated metal
NCS S3010-G20Y



Egger Oak Vicenza HPL
laminate
H3157 ST12

Internal ceiling finishing



Felt
Light gray




Gabriel Chili Fabric
68191



Powder coated
perforated metal*
NCS S3010-G20Y


Furniture and accessories finishing



Powder coated metal
NCS S3010-G20Y




Egger Oak Vicenza
melamine
H3157 ST12



Lacquered
NCS S3010-G20Y

Curtains



Kvadrat Air 4 Transculent

*Dedicated only to open rooms

Structure color

Sand Beige



Powder coated aluminum construction

Sand Beige
NCS S3010-Y30R

Solid wall external finishing



Powder coated metal
NCS S3010-Y30R




Gabriel Chili Fabric
61174



Egger Oak Vicenza
melamine
H3157 ST12



Vescom Millwood
Wallpaper
1077.27




Vescom Onari Wallpaper
1076.17

Partition wall modules



Glass



Fluted glass



Powder coated
perforated metal
NCS S3010-Y30R



Powder coated
aluminum slats
NCS S3010-Y30R

Solid wall internal finishing



Felt
Light gray




Gabriel Chili Fabric
61174



Vescom Millwood
Wallpaper
1077.27



Vescom Onari Wallpaper
1076.17



Powder coated metal
NCS S3010-Y30R



Egger Oak Vicenza HPL
laminate
H3157 ST12


Internal ceiling finishing



Felt
Light gray




Gabriel Chili Fabric
61174



Powder coated
perforated metal*
NCS S3010-Y30R


Furniture and accessories finishing



Powder coated metal
NCS S3010-Y30R




Egger Oak Vicenza
melamine
H3157 ST12



Lacquered
NCS S3010-Y30R

Curtains




Kvadrat Air 4 Transculent

*Dedicated only to open rooms

Structure color

Ink Blue



Powder coated aluminum construction

Ink Blue
NCS S7020-R90B

Solid wall external finishing




Powder coated metal
NCS S7020-R90B



Gabriel Cura Fabric
66170



Egger Oak Vicenza
melamine
H3157 ST12



Vescom Millwood
Wallpaper
1077.13

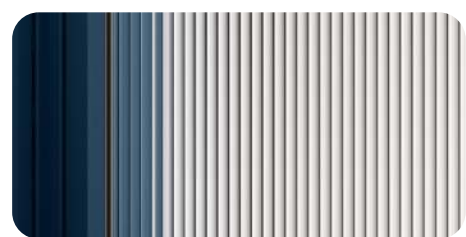


Vescom Onari Wallpaper
1076.04

Partition wall modules



Glass



Fluted glass



Powder coated
perforated metal
NCS S7020-R90B



Powder coated
aluminum slats
NCS S7020-R90B


Solid wall internal finishing



Felt
Light gray



Gabriel Cura Fabric
66170



Vescom Millwood
Wallpaper
1077.13



Vescom Onari Wallpaper
1076.04



Powder coated metal
NCS S7020-R90B




Egger Oak Vicenza HPL
laminate
H3157 ST12

Internal ceiling finishing



Felt
Light gray



Gabriel Cura Fabric
66170



Powder coated
perforated metal*
NCS S7020-R90B


Furniture and accessories finishing



Powder coated metal
NCS S7020-R90B




Egger Oak Vicenza
melamine
H3157 ST12



Lacquered
NCS S7020-R90B

Curtains



Kvadrat Air 4 Transculent

*Dedicated only to open rooms

Dimensions, Acoustics and Ventilaton

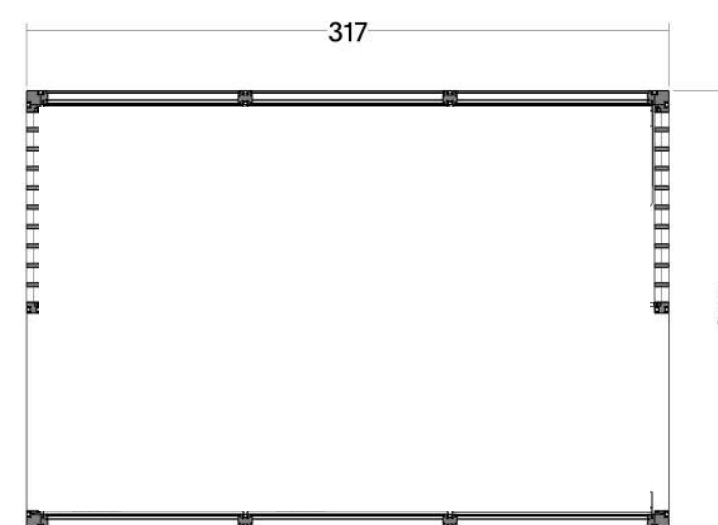
Dimensions

Width of 1 m wall module	1010 mm / 40 inches
Width of 0.5 m wall module	505 mm / 20 inches <small>doesn't include size of construction profiles</small>
Height (interior / exterior)	2250 / 2400 mm (incl. ventilation) 89 / 94 inches (incl. ventilation) <small>doesn't required room height to place OmniRoom is min 2600 mm / 102 inches include size of construction profiles</small>
Minimum - Maximum size of closed Room	1010 mm x 1515 mm / 40 x 60 inches - 4180 x 5190 mm / 164.57 x 204.33 inches
Minimum - Maximum size of open Room	1010 mm x 1515 mm / 40 x 60 inches - 4180 x 4180 mm / 164.57 x 164.57 inches

Example size of OmniRoom 3x2

L / W / H

Inside	3030 × 2020 × 2250 mm / 119 × 85 × 89 inches
Outside	3170 × 2160 × 2400 mm / 125 × 85 × 94 inches



Acoustics

Solid wall insulation	est. RA1 = 34-44 dB
Glass wall insulation (6-8 mm)	est. RA1= 30-36 dB (ISO 140-4) <small>depends on room layout and wall finishes</small>
Reverberation time inside	0,2 s - 0,5 s per ISO 354:2005 <small>depends on room layout and wall finishes</small>
Est. speech attenuation level	>25 dB, class B per ISO 23351

Internal walls finished with upholstery and ceiling modules are sound-absorbing surfaces in class A (90-100% absorption).

Ventilation

Air flow	1 fan = 182,5 m ³ /h 1 fan = 107,4 CFM (50,7 l/s) <small>one ceiling module contains 2 fans, number of ceiling modules depends on size of room</small>
Est. min air flow efficiency per 1 pers.	40 m ³ /h // 23,5 CFM (6,5 l/s)
Fan emitted noise outside / inside	≤39 dB

Sustainability and certificates

Sustainability: How we make our mark

Effective Management System

Each stage of the production is analyzed in terms of environmental impact, in line with the implemented and certified Environment Management System according to ISO 14001 standard.



Highest Quality Assurance

Our products are made of locally sourced, durable and environmentally friendly materials. External accredited bodies test the majority of our products. Our in-house experts constantly improve all.

Certified Production Process

We take sole responsibility for the entire production process with our own manufacturing plant running in line with ISO 9001.



Efficient Warehouse Management

Vast majority of our products, including OmniRoom, are made to order. Thus we do not generate an excess of production and minimize the use of the storage space.

A sustainable office system

In today's fast-paced business world, a flexible office means a sustainable office. OmniRoom's modularity makes it a perfect, green alternative to rigid, non-moveable traditional plasterboard constructions.

Easy to rearrange or dismantle and reassemble in another place, OmniRoom is far more environmental-friendly on many levels: materials, CO² emissions, and amount of waste generated. Additionally, we applied sustainable solutions throughout the production and product lifecycle.

Designed for disassembly

While designing OmniRoom our engineers made sure that all elements are reusable and were created limiting resource consumption in the whole production process.

Finishing

Fabric: Kvadrat Air (Greenguard Gold, EPD)
Wallpapers: Vescom Onari & Millwood (CE and VinylPlus®)
Melamine: Egger Vincenza (FSC, EPD)

Packaging

We deliver OmniRoom in ecological and recyclable cardboard packaging. We optimized the packaging method in detail to minimize the space and resources we use.

RoHS

RoHS is a product level compliance based on the European Union's Directive 2002/95/EC, the Restriction of the Use of certain Hazardous Substances in Electrical and Electronic Equipment (RoHS). It means OmniRoom is compliant with this directive and do not exceed the allowable amounts of the restricted materials.

RoHS

Construction and components

OmniRoom is made of extruded aluminum - which is considered the most environmentally sustainable building material. Aluminum is lightweight, durable, and fully recyclable.

Guarantee

Its aluminum frame makes OmniRoom walls significantly lighter than the average acoustic pod. That means a lower environmental footprint in the production process and a reduction of CO² during transportation. Plus, OmniRoom doesn't require any electrical tools for assembly.

Guarantee

We offer a 5-year warranty and a 5-year right to repair.

CE

CE mean that the Mute affirms the goods' conformity with European health, safety, and environmental protection standards.



