

BOULI



Gestell

Lackierte Stahlkufen,  
Beine aus Massivholz Eiche,  
Kunststofffüße, schwarze Polyesterseile

Sitz

Polyurethanschaum

Konstruktion

Plattenelemente

Ausführung

Stoff, Leder

# BOULI

BREITE x TIEFE x HÖHE x SITZHÖHE  
CM



BO/2/S  
160 x 90 x 40



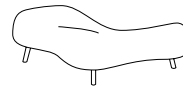
BO/2/N  
160 x 90 x 63



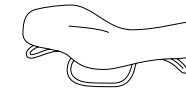
BO/2/PL  
160 x 90 x 63



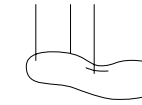
BO/3/S  
180 x 130 x 40



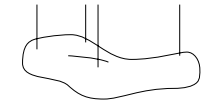
BO/3/N  
180 x 130 x 63



BO/3/PL  
180 x 130 x 63



BO/2/Z  
160 x 90 x 36



BO/3/Z  
180 x 130 x 36

